

ARKANSAS

FASTEST40





LET'S

GO

MAKE

SOME

NOISE



ARKANSAS RAZORBACKS

1 National Championship » 6 Final Four Appearances » 10 Sweet 16 Appearances » 31 NCAA Appearances

» 2016-17 SCHEDULE »

Overall: 25-9 | SEC: 12-6 | H: 15-3 | A: 6-5 | N: 4-1

NOVEMBER (4-1)

		W/L	SCORE
11	Fort Wayne	SEC Network +	W 92-83
14	Southern Illinois	SEC Network +	W 90-65
18	UT Arlington	SEC Network +	W 71-67
22	at Minnesota	ESPN3	L 85-71
28	Mount St. Mary's	SEC Network +	W 89-76

DECEMBER (7-1)

1	Stephen F. Austin	SEC Network	W 78-62
3	Austin Peay	SEC Network +	W 99-62
6	Houston	SEC Network	W 84-72
10	North Florida	SEC Network	W 91-76
17	Texas^	ESPNU	W 77-74
20	North Dakota St.	SEC Network	W 71-55
22	Sam Houston St.#	W	90-56
29	z5Florida*	SEC Network	L 81-72

JANUARY (5-3)

3	at Tennessee*	SEC Network	W 82-78
7	at Kentucky*	ESPN	L 97-71
10	Mississippi State*	SEC Network	L 84-78
14	Missouri*	SEC Network	W 92-73
17	at Texas A&M*	SEC Network	W 62-60
21	LSU*	SEC Network	W 99-86
24	at Vanderbilt*	SEC Network	W 71-70
28	at Oklahoma St.%	ESPNU	L 99-71

FEBRUARY (6-2)

1	Alabama*	SEC Network	W 87-68
4	at Missouri*	SEC Network	L 83-78
7	Vanderbilt*	SEC Network	L 72-59
11	at LSU*	SEC Network	W 78-70
15	at z1South Carolina*	SEC Network	W 83-76
18	Ole Miss*	SEC Network	W 98-80
22	Texas A&M*	SEC Network	W 86-77
25	at Auburn*	SEC Network	W 79-68

MARCH (3-2)

1	at z12Florida*	ESPN2	L 78-65
4	Georgia*	ESPN2	W 85-67

SEC TOURNAMENT (NASHVILLE, TENN.)

10	No. 6 Ole Miss	SEC Network	W 73-72
11	No. 7 Vanderbilt	ESPN	W 76-62
12	No. 1 Kentucky	ESPN	L 82-65

NCAA TOURNAMENT (GREENVILLE, S.C.)

17	No. 9 Seton Hall	TNT	12:30 p.m. CT
----	------------------	-----	---------------

at Verizon Arena (North Little Rock, Ark.)

^ Lone Star Shootout (Houston, Texas)

% Big12/SEC Challenge

* SEC Game

» THE MATCHUP »

NO. 8 ARKANSAS RAZORBACKS (25-9)

Head Coach: Mike Anderson (Tulsa '82)

Record at Arkansas: 127-73 (6th Season)

Overall Record: 327-171 (15th Season)



VS

NO. 9 SETON HALL PIRATES (21-11)

Head Coach: Kevin Willard (Pittsburgh '97)

Record at Seton Hall: 128-101 (7th Season)

Overall Record: 173-150 (10th Season)



» #FASTEST40 FACTS »

• Fresh off a run to the SEC Tournament title game, Arkansas is making its second NCAA Tournament appearance in the last three years.

• The Razorbacks have 10 road/neutral wins for the second time in the last three years and the third time in the last 22 seasons.

• Arkansas is 4-1 in neutral site games this season, the most such victories in the last nine years.

• The Razorbacks are shooting 76.2 percent from the free throw line, the highest in the last 55 years when Arkansas shot 77.6 percent in 1961-62.

• In the final minute of games this season, Daryl Macon is 27-of-30 (.900) from the charity stripe, including the game-clinching free throws in the quarterfinals of the SECT with 23 seconds left.

• Arkansas is being outscored by six points in the first half this season and is outscoring its opponents by 203 points in the second half. The Razorbacks have only been outscored in the second half four times in 34 games.

• The Razorbacks have 25 wins for the second time in the last 19 years, with both times coming in the last three seasons.

• Eight seeds hold a 24-16 advantage over nine seeds in the last 10 years and a 13-7 record over the last five.

• An eight seed has advanced past the round of 32 in two of the last three years, including a National Championship appearance in 2014 (Kentucky).

» GAMEDAY INFORMATION »

DATE: Friday, March 17, 2017 | 12:30 p.m. CT

LOCATION: Bon Secours Wellness Arena (Greenville, S.C.)

TV: TNT

TALENT: Brian Anderson (PXP), Chris Webber (Analyst)

REPORTER: Lewis Johnson

RADIO: Razorback/IMG Sports Network

TALENT: Chuck Barrett (PXP), Matt Zimmerman (Analyst)

SERIES RECORD: Arkansas leads, 1-0

NCAA TOURNAMENT: 41-30 all-time (31st Appearance)

LAST APPEARANCE: 2015 (1-1)

LAST 5 GAMES: 3-2 | LAST 10 GAMES: 8-2

WINNER: Advances to play (1) UNC or (16) Texas Southern

» LET'S DANCE »

• The Razorbacks hold a 41-30 all-time record in 30 NCAA Tournament appearances.

• Holding a 19-11 overall record in NCAA openers, Arkansas has back-to-back opening-round victories.

• The Razorbacks are 0-1 all-time as the No. 8 seed, falling to 9th-seeded Bucknell in 2006.

• Arkansas has won its first two NCAA Tournament games nine times (1996 - Last time).

» BOSS HOG IN MARCH »

• Mike Anderson is one of five head coaches in this year's field to lead three different programs to multiple NCAA Tournaments.



• Anderson is making his eighth appearance in the NCAA Tournament as a head coach. He is 8-7 all-time in the Big Dance, including two Sweet 16's.

• The Boss Hog is one of five current Division I coaches with 15 years of head coaching experience and zero losing seasons.

» HOW THEY COMPARE » BY THE NUMBERS »

	79.8	.461	.364	36.3	14.1	4.7	7.5	74.0	.420	.332	+0.1	1.2
	≈	≈	≈		≈	≈	≈		≈	≈		≈
	POINTS	FG%	3FG%	BOARDS	ASSISTS	BLOCKS	STEALS	SCORING DEFENSE	FG% DEFENSE	3FG% DEFENSE	REBOUND MARGIN	AST-TO RATIO
	73.3	.450	.338	39.6	12.3	2.5	6.9	70.2	.432	.340	+6.7	0.9

#FASTEST40



March 8-12 • Bridgestone Arena • Nashville, Tenn.



ALL-TOURNAMENT DARYL #MACONBUCKETS

• Daryl Macon is the fifth player in the last 10 years to earn SEC All-Tournament Team honors, joining Michael Qualls (2015), Charles Thomas (2008), Darian Townes (2008) and Sonny Weems (2007).

» MACON'S SEC TOURNAMENT NUMBERS »

16.7 POINTS PER GAME **.875** FREE THROW % **.516** FIELD GOAL %





ELITE COMPANY »

• Moses Kingsley joined Arkansas great Oliver Miller as the only players in program history to reach 1,000 points, 600 rebounds and 200 blocks as a Razorback.

THE #BEASTMO NOTEBOOK »

• Became the ninth player in school history to earn All-SEC honors in consecutive seasons, including the third in the last 10 years.

• Is the first player in program history to earn multiple selections to the SEC All-Defensive team.

• Is T-15th in the country with 2.56 blocks per game this season and has recorded at least one block in 62 of his last 67 contests.

• Has multiple blocks in 24 games this season, including nine of the last 11 contests.

• Is T-18th in the country with four games of 5+ blocks and T-8th with 16 games of 3+ blocks.

• Is the SEC's active leader with 250 career blocks, the fourth most in program history.

ALL-DEFENSIVE TEAM

1168

CAREER POINTS

25th in school history

757

CAREER BOARDS

6th in school history

250

CAREER BLOCKS

4th in school history

134

CAREER GAMES

T-3rd in school history

» ALL-TIME LEADING SCORERS IN PROGRAM HISTORY »

1. Todd Day (1989-92)	2,395	16. Ronnie Brewer (2004-06)	1,416	31. Michael Qualls (2013-15)	1,100
2. Sidney Moncrief (1976-79)	2,066	17. Martin Terry (1972-73)	1,368	32. Alvin Robertson (1982-84)	1,097
3. *Lee Mayberry (1989-92)	1,940	18. Darrell Walker (1981-83)	1,325	33. James Eldridge (1968-70)	1,090
4. Scott Hastings (1979-82)	1,779	19. Darian Townes (2005-08)	1,318	34. Tommy Boyer (1961-63)	1,067
5. Pat Bradley (1996-99)	1,765	20. Dean Tolson (1972-74)	1,316	35. Mike Washington (2007-10)	1,065
6. Joe Kleine (1983-85)	1,753	21. Rotnei Clarke (2009-11)	1,306	36. Eric Ferguson (2003-06)	1,047
7. Marvin Delph (1975-78)	1,742	22. Marshawn Powell (2010-13)	1,283	36. Bobby Portis (2014-15)	1,047
8. Corliss Williamson (1993-95)	1,728	23. U.S. Reed (1978-81)	1,260	38. Jerry Carlton (1960-62)	1,042
9. Oliver Miller (1989-92)	1,674	24. Derek Hood (1996-99)	1,247	39. Dusty Hannahs (2016-Present)	1,025
10. *Scotty Thurman (1993-95)	1,650	25. Moses Kingsley (2014-Present)	1,168	40. Clint McDaniel (1992-95)	1,007
11. George Kok (1945-48)	1,644	26. Mario Credit (1987-90)	1,162	41. Robert McKenzie (1968-70)	1,006
12. Jonathan Modica (2003-06)	1,589	27. Charles Thomas (2005-08)	1,149		
13. Ron Huery (1987-88, 90-91)	1,550	28. Anthlon Bell (2013-16)	1,144		
14. Kareem Reid (1996-99)	1,475	29. Brandon Dean (1999-02)	1,130		
15. Ron Brewer (1976-78)	1,440	30. Rashad Madden (2012-15)	1,106		

*Currently on coaching staff

» NUMERICAL ROSTER »

No.	Name	Pos.	Ht.	Wt.	Yr.	Hometown/High School/Last School
0	Jaylen Barford	G	6-3	202	Jr.	Jackson, Tenn. / Motlow State CC
1	Trey Thompson	F	6-9	265	Jr.	Madison, Ark. / Forrest City HS
2	Adrio Bailey	F	6-6	204	Fr.	Campti, La. / Lakeview HS
3	Dusty Hannahs	G	6-3	203	Sr.	Little Rock, Ark. / Pulaski Academy / Texas Tech
4	Daryl Macon	G	6-3	185	Jr.	Little Rock, Ark. / Parkview HS / Holmes CC
5	Arlando Cook	F	6-8	215	Jr.	St. Louis, Mo. / Madison Prep / Connors State College
11	RJ Glasper	G	5-10	168	Fr.	Forrest City, Ark. / Forrest City HS
12	Brachen Hazen	F	6-8	195	Fr.	Fort Wayne, Ind. / Columbia City HS
13	Dustin Thomas	F	6-8	225	R-Jr.	Texarkana, Texas / Pleasant Grove HS / Colorado
15	Jonathan Holmes	G	5-10	190	Fr.	Columbia, Ill./Columbia HS
21	Manuale Watkins	G	6-3	222	Sr.	Fayetteville, Ark./Fayetteville HS
23	C.J. Jones	G	6-5	175	Fr.	Birmingham, Ala. / Central Park Christian
31	Anton Beard	G	6-0	198	Jr.	N. Little Rock, Ark./North Little Rock HS
33	Moses Kingsley	F	6-10	230	Sr.	Abuja, Nigeria/Huntington Prep (W. Va.)

» A-Z ROSTER »


No.	Name	Yr.
2	Bailey, Adrio	Fr.
0	Barford, Jaylen	Jr.
3	Beard, Anton	Jr.
5	Cook, Arlando	Jr.
11	Glasper, RJ	Fr.
3	Hannahs, Dusty	Sr.
12	Hazen, Brachen	Fr.
15	Jonathan Holmes	Fr.
23	Jones, C.J.	Fr.
33	Kingsley, Moses	Sr.
4	Macon, Daryl	Jr.
1	Thompson, Trey	Jr.
13	Thomas, Dustin	R-Jr.
21	Watkins, Manuale	Sr.

» COACHING STAFF »

Title	Name	Experience	Alma Mater
Head Coach	Mike Anderson	6th Year	Tulsa, '82
Associate Head Coach	Melvin Watkins	6th Year	Charlotte, '77
Assistant Coach	TJ Cleveland	6th Year	Arkansas, '02
Assistant Coach	Scotty Thurman	1st Year	Philander-Smith, '03
Director of Operations	Matt Zimmerman	6th Year	Arkansas, '90
Director of S-A Development	Jeff Daniels	6th Year	Montevallo, '82
Video Coordinator	Will Bartlett	6th Year	Missouri, '09
Special Assistant to the HC	Lee Mayberry	3rd Year	Arkansas, '15
Graduate Assistant	Kikko Haydar	2nd Year	Arkansas, '14
Graduate Assistant	Riley Hall	2nd Year	Arkansas, '16
Athletic Trainer	Dave England	33rd Year	Arkansas, '80

» BY STATE »


Alabama (1)		
23	Jones, C.J.	Fr.
Arkansas (6)		
3	Beard, Anton	Jr.
11	Glasper, RJ	Fr.
4	Macon, Daryl	Jr.
3	Hannahs, Dusty	Sr.
1	Thompson, Trey	Jr.
21	Watkins, Manuale	Sr.
Illinois (1)		
15	Holmes, Jonathan	Fr.
Indiana (1)		
12	Hazen, Brachen	Fr.
International (1)		
33	Kingsley, Moses	Sr.
Louisiana (1)		
2	Bailey, Adrio	Fr.
Missouri (1)		
5	Cook, Arlando	Jr.
Tennessee (1)		
0	Barford, Jaylen	Jr.
Texas (1)		
13	Thomas, Dustin	R-Jr.




0
Jaylen Barford
Jr. | G | 6-3 | 202




1
Trey Thompson
Jr. | F | 6-9 | 265



2
Adrio Bailey
Fr. | F | 6-6 | 204



3
Dusty Hannahs
R-Sr. | G | 6-3 | 210



4
Daryl Macon
Jr. | G | 6-3 | 185



5
Arlando Cook
Jr. | F | 6-8 | 215



11
RJ Glasper
Fr. | G | 5-10 | 168



12
Brachen Hazen
Fr. | F | 6-8 | 195



13
Dustin Thomas
R-Jr. | F | 6-8 | 225



21
Manuale Watkins
Sr. | G | 6-3 | 222



23
C.J. Jones
Fr. | G | 6-5 | 175



31
Anton Beard
Jr. | G | 6-0 | 198



33
Moses Kingsley
Sr. | F | 6-10 | 230



Mike Anderson
Head Coach - 6th Season

» BY CLASS »

FRESHMEN (5)		
2	Bailey, Adrio	Fr.
11	Glasper, RJ	Fr.
12	Hazen, Brachen	Fr.
15	Holmes, Jonathan	Fr.
23	Jones, C.J.	Fr.
JUNIORS (6)		
0	Barford, Jaylen	Jr.
3	Beard, Anton	Jr.
5	Cook, Arlando	Jr.
4	Macon, Daryl	Jr.
1	Thompson, Trey	Jr.
13	Thomas, Dustin	R-Jr.
SENIORS (3)		
3	Hannahs, Dusty	Sr.
33	Kingsley, Moses	Sr.
21	Watkins, Manuale	Sr.

» THE PRONUNCIATIONS »

Adrio Bailey: A-Dree-O
 Brachen Hazen: Brack-en Haiz-en
 Manuale Watkins: Man-YOU-L

2017 SEC TOURNAMENT »

• Arkansas was the No. 3 seed for the fifth time since joining the SEC and advanced to the championship game three of the last four times.

• The Razorbacks are one of 10 high-major programs in the country to advance to the conference tournament championship game in two of the last three seasons.

• Mike Anderson and John Calipari are two of five current SEC coaches who have made the SEC Tournament championship game and the only two that have coached in the game at least twice.

TOURNAMENT TESTED »

• Arkansas faced seven different opponents this season currently in the 2017 NCAA Tournament field, posting a 4-7 record against those teams. Six of the seven losses came against top-five seeds.

FOR THE FIRST TIME SINCE... »

• Arkansas recorded 12 SEC wins for the fifth time in program history and just the second time in the last 22 years.

• Arkansas earned six SEC road wins this year, tying the 1994 championship team and the 2015 NCAA Tournament squad for the most in the SEC era.

• Arkansas has 25 wins for the second time in the last 19 years, with both times coming in the last three seasons.

DUSTY BUCKETS »

• With a 16-point effort in the semifinals of the SEC Tournament against Vanderbilt, Dusty Hannahs became the 41st Razorback in program history to eclipse 1,000 career points.

• He is the fifth player in program history to reach 1,000 points in two seasons, joining Todd Day, Scotty Thurman, Martin Terry and Bobby Portis.

ICE IN HIS VEINS »

• In the final minute of games this season, Daryl Macon is 27-of-30 (.900) from the free throw line. No other Razorback has more than four attempts in the last minute.

MAKE 'EM PAY »

• Arkansas has scored double-digit points off turnovers in 32 of 34 games this season, including 20-plus points off miscues 11 different times.

EXCEEDING EXPECTATIONS »

• After being picked to finish fifth in the SEC by the media, Arkansas finished higher than it was selected for the fourth straight season. The Razorbacks ended the regular season winning six of their final seven games to earn the No. 3 seed in the SEC Tournament.

MAKIN' THE FREEBIES »

• The Razorbacks are second in the SEC and rank 22nd in the country in free throw percentage at 76.2 percent, averaging 17.8 made free throws per game.

• Arkansas and Wofford are the only programs in the country with two players in the top 40 in the nation in free throw percentage as Dusty Hannahs is 13th at .903 and Daryl Macon is 37th at .876.

• Macon (29) and Hannahs (26) each have streaks of 25-plus made free throws this season.

• Arkansas has two of the top five free throw shooters in the SEC. Hannahs leads the conference and Macon is fifth.

RUNS AND STREAKS »

• Arkansas has recorded runs of at least 10-0 on 24 different occasions this year, including a season-high 21-0 run against Austin Peay on Dec. 3. The Razorbacks have multiple 10-0 runs in seven games this year.

• The Razorbacks have held opponents scoreless for three-plus minutes 52 times this year, including at least once in 27 of 34 games this season. Arkansas held UT Arlington scoreless for a season-best 7:11 during the second half, going on a 15-0 run.

CLOSE CALLS »

• The Razorbacks are 6-0 in their last six contests decided by one possession, the longest such streak since the 1994-95 season.

• Arkansas has won seven straight games decided by four points or less, including five of those coming away from Bud Walton Arena.

THE ROAD TO SUCCESS »

• The Razorbacks are 8-3 in their last 11 SEC road contests, the best stretch since the end of the 1993-94 and beginning of the 1994-95 seasons.

• The Razorbacks have road wins over 12 different SEC opponents in the last four years, joining Florida (13) and Kentucky (13) as the only schools to accomplish the feat.

• Arkansas has rallied from at least a 12-point deficit in five of its six SEC road wins this season.

• The last 17 Arkansas teams to win five-plus road games have advanced to the NCAA Tournament.

• Mike Anderson's 20 SEC road wins in the last five-plus seasons is six more than Arkansas had in the previous 10 years before he took over.

• Arkansas is second in the league with 15 SEC road wins during the last three seasons, trailing only Kentucky with 19.

RECORD BREAKDOWN

At Home (Bud Walton Arena)	15-3
On The Road	6-5
Neutral	3-1
Neutral (Verizon Arena)	1-0
White Uniforms	18-3
Cardinal Uniforms	7-5
Anthracite Uniforms	0-1

HALFTIME/LEADS/OVERTIME

Leading at the half, home	12-0
Leading at the half, road/neutral	4-0
Tied at the half, home	1-0
Tied at the half, road/neutral	2-0
Trailing at the half, home	2-3
Trailing at the half, road/neutral	4-6
Games decided by 5 points or fewer	6-1
Games decided by 10 points or fewer	10-3
Leading with 5:00 left	21-0
Leading with 2:00 left	23-0
Overtime games	0-0

OFFENSE

Scoring less than 70 points	1-3
Scoring 70-79 points	9-6
Scoring 80-89 points	7-0
Scoring 90-99 points	8-0
Scoring 100+ points	0-0
2 Players Or Less in Double Figures	2-1
3 Players in Double Figures	5-4
4 Players in Double Figures	10-4
5 Players in Double Figures	7-0
6 Players in Double Figures	1-0
7 Players in Double Figures	0-0
1 Player Scores 20 Points	5-2
2 Players Score 20 Points	1-0
When shooting 50 percent or higher	11-3
When shooting less than 50 percent	14-6

REBOUNDING/TURNOVERS

When outrebounding opponent	18-2
When outrebounded	7-6
When rebounds are even	0-1
When grabbing 10+ offensive reb	19-7
When forcing 15+ turnovers	10-3
When committing less than 15 turnovers	24-7
When committing 15+ turnovers	1-2

Top Scorers (Includes Ties)

Daryl Macon	10-3
Dusty Hannahs	9-2
Moses Kingsley	3-1
Jaylen Barford	6-3
Adrio Bailey	1-0
Anton Beard	1-0

Top Rebounders (Includes Ties)

Moses Kingsley	19-6
Dustin Thomas	3-3
Trey Thompson	2-0
Anton Beard	1-0
Jaylen Barford	1-0
Manuale Watkins	1-2
Adrio Bailey	1-0
Arlando Cook	1-0
Daryl Macon	1-0

Months

In November	4-1
In December	7-1
In January	5-3
In February	6-2
In March	3-2

» QUICK FACTS »

ABOUT ARKANSAS

Location..... Fayetteville, Ark.
 Enrollment27,194
 Founded1871
 Colors Cardinal (PMS 201) and White
 Nickname.....Razorbacks
 Conference.....Southeastern (SEC)
 Arena (Capacity).....Bud Walton Arena (19,200)

ADMINISTRATION

System President..... Dr. Donald R. Bobbitt
 Chancellor.....Dr. Joseph E. Steinmetz
 Vice Chancellor and Athletic DirectorJeff Long
 Faculty RepresentativeDr. Sharon Hunt

COMMUNICATIONS

Associate Communications Director.....David Beall
 Emailjdb048@uark.edu
 Office Phone..... 479-575-3114
 Cell Phone479-445-5336
 Twitter@Beall_sid
 Secondary ContactBrent Hull
 Email bwh003@uark.edu
 Office Fax.....479-575-7481
 Athletic WebsiteArkansasRazorbacks.com
 Bud Walton Arena Press Row.....479-575-6622
 Arkansas Ticket Office.....479-575-5151

HISTORY

First Year 1923-24
 Seasons..... 94th
 Overall Conference Championships . 24 (2 SEC, 22 SWC)
 SEC Overall Championships2 (1992, 1994)
 SEC Division Championships .. 4 (1992, 1993, 1994, 1995)
 SEC Tournament Championships1 (2000)
 NCAA Tournament Bids 31*
 National Championships.....1 (1994)
 National Runner-Up.....1 (1995)
 NCAA Final Fours..... 6 (1941, 1945, 1978, 1990, 1994, 1995)
 NCAA Elite Eight 6 (1978, 1979, 1990, 1994, 1995)
 NCAA Sweet 1610
 NIT Record (App.) 5-4 (3)

* - Arkansas also received a bid in 1944 but was unable to participate due to a car accident. Total number of appearances is 30.

» THE LITTLE THINGS MATTER »

Player	Deflections	Charges	Steals	Dunks	Blocks
Adrio Bailey	41	3	10	6	7
Jaylen Barford	121	--	39	8	6
Anton Beard	115	5	36	--	--
Arlando Cook	72	--	10	--	13
Dusty Hannahs	60	2	15	--	3
Brachen Hazen	2	--	--	--	--
Jonathan Holmes	2	--	--	--	--
C.J. Jones	14	--	1	2	5
Moses Kingsley	199	4	21	15	87
Daryl Macon	108	3	38	4	2
Trey Thompson	118	--	22	8	29
Dustin Thomas	98	5	22	3	8
Manuale Watkins	120	1	42	--	1
Totals	1070	23	256	46	161

» HONORS AND AWARDS »

Moses Kingsley

- Second Team All-SEC
- SEC All-Defensive Team
- USBWA All-District VII Team
- SEC Community Service Team
- Allstate NABC Good Works Team Nominee
- Preseason SEC Player of the Year (Media)
- Preseason first team All-SEC (Coaches)
- Wooden Award Watch List
- Naismith Trophy Watch List
- Kareem Abdul-Jabbar Award Watch List
- Lute Olson Award Watch List
- Ranked No. 6 big man in the country by NBC Sports
- Ranked No. 21 player in the nation by NBC Sports
- Ranked No. 18 player in the nation by CBS Sports

Dusty Hannahs

- NBCSports.com second team All-SEC
- Preseason second team All-SEC (Coaches)
- Jerry West Award Watch List
- Ranked No. 97 player in the nation by CBS Sports

Jaylen Barford

- One of 15 Impact JUCO Transfers by Jon Rothstein

Daryl Macon

- SEC All-Tournament Team
- SEC Player of the Week (Feb. 20)
- One of 15 Impact JUCO Transfers by Jon Rothstein
- MVP of the Lone Star Shootout

» PROHOGS BY THE NUMBERS »

#PROHOGS

37

» Arkansas has had 37 all-time NBA Draft selections from 35 different players in program history.

16

» The Razorbacks have 16 All-Star game appearances by Joe Johnson (7), Sidney Moncrief (5) and Alvin Robertson (4).

12

» Arkansas has 12 first round NBA Draft picks in program history with Sidney Moncrief going No. 5 overall in 1979.

#PROHOGS PRODUCTION »

Arkansas has had 29 former players go on to play in the NBA, including three this season as listed below.

Player	Team	Yrs	Draft Class
Joe Johnson	Jazz	16th	2001 - 10th (BOS)
Patrick Beverley	Rockets	5th	2009 - 42nd (LAL)
Bobby Portis	Bulls	2nd	2015 - 22nd (CHI)

MISCELLANEOUS STATISTICS »

Double-Figure Scoring Games

Player	12-13	13-14	14-15	15-16	16-17	Career
Dusty Hannahs	7	11	--	28	30	76
Moses Kingsley	--	2	2	30	24	58
Anton Beard	--	--	8	7	13	28
Daryl Macon	--	--	--	--	26	26
Jaylen Barford	--	--	--	--	26	26
Manuale Watkins	--	--	0	6	4	10
Dustin Thomas	--	1	3	--	3	7
Trey Thompson	--	--	0	2	--	2
C.J. Jones	--	--	--	--	2	2
Adrio Bailey	--	--	--	--	1	1

20-Point Scoring Games

Player	12-13	13-14	14-15	15-16	16-17	Career
Dusty Hannahs	1	1	--	13	4	19
Moses Kingsley	--	0	0	8	1	9
Jaylen Barford	--	--	--	--	4	4
Daryl Macon	--	--	--	--	3	3

30-Point Scoring Games

Player	12-13	13-14	14-15	15-16	16-17	Career
Dusty Hannahs	0	0	--	1	--	1
Daryl Macon	--	--	--	--	1	1

3 + Three-Pointers in a Game

Player	12-13	13-14	14-15	15-16	16-17	Career
Dusty Hannahs	6	4	--	18	12	40
Daryl Macon	--	--	--	--	10	10
Anton Beard	--	--	2	1	2	5
Jaylen Barford	--	--	--	--	2	2
Manuale Watkins	--	--	--	--	1	1
Dustin Thomas	--	1	--	--	--	1
C.J. Jones	--	--	--	--	1	1

5 + Three-Pointers in a Game

Player	12-13	13-14	14-15	15-16	16-17	Career
Dusty Hannahs	--	1	--	3	3	7
Daryl Macon	--	--	--	--	1	1

Double Figure Rebounding Games

Player	12-13	13-14	14-15	15-16	16-17	Career
Moses Kingsley	--	1	0	16	10	27
Trey Thompson	--	--	--	--	1	1

Double-Doubles

Player	12-13	13-14	14-15	15-16	16-17	Career
Moses Kingsley	--	1	0	16	7	24

5 + Assist Games

Player	12-13	13-14	14-15	15-16	16-17	Career
Daryl Macon	--	--	--	--	5	5
Manuale Watkins	--	0	1	1	1	3
Moses Kingsley	--	0	1	0	1	2
Anton Beard	--	--	--	--	2	2
Trey Thompson	--	--	0	1	1	2
Jaylen Barford	--	--	--	--	1	1

3 + Steals in a Game

Player	12-13	13-14	14-15	15-16	16-17	Career
Manuale Watkins	--	0	3	3	4	10
Anton Beard	--	--	4	1	2	7
Jaylen Barford	--	--	--	--	5	5
Moses Kingsley	--	0	0	3	1	4
Daryl Macon	--	--	--	--	2	2
Dustin Thomas	--	--	1	--	1	2
Dusty Hannahs	0	0	--	1	--	1
Trey Thompson	--	--	--	--	1	1

3 + Blocks in a Game

Player	12-13	13-14	14-15	15-16	16-17	Career
Moses Kingsley	--	7	5	13	16	41
Trey Thompson	--	--	0	2	1	3
C.J. Jones	--	--	--	--	1	1
Arlando Cook	--	--	--	--	1	1

RAZORBACK NEWS & NOTES »

• Arkansas joins Kentucky as the only schools to finish in the top three of the SEC in two of the last three years.

• Arkansas entered the SEC Tournament having won six of its final seven regular season games for the second time in the last 11 seasons.

• During the last four years, the Razorbacks have posted a 29-13 regular season record in the months of February and March.

• Arkansas has recorded eight victories over AP Top 25 teams during the Mike Anderson era, including at least one in five of his six years (at No. 21 South Carolina - Feb. 15).

• The Razorbacks' 87 percent performance from the free throw line in the quarterfinals of the SEC Tournament against Ole Miss was the second-best in a one-point victory in the last 30 years (via @HogStats).

• Arkansas is 12-7 in its last 19 games away from Bud Walton Arena, including a 4-1 mark in neutral site games this season.

• Arkansas rallied from at least a 12-point deficit in five of its six SEC road wins this season.

• Arkansas leads the SEC and is T-34th in the country with seven games of 20-plus assists this season. The Razorbacks are 39-3 in the Mike Anderson era when dishing out 20-plus assists.

• Arkansas is the only SEC team to win five straight conference games in three of the last four years, and the Razorbacks have done so twice this season. The last Razorback squad to have multiple five-game SEC winning streaks was the 1994 National Title team.

THE ART OF ORGANIZED CHAOS »

• During the Mike Anderson era over the last five-plus years, Arkansas is tied for sixth in the country and ranks second among high major programs in forcing the opponent to 25-plus turnovers in a game. It's happened nine times and the Razorbacks are 9-0 in those contests. During the same span, Arkansas is 27-2 when forcing 20 turnovers in a game, including 1-0 this season.

THE ONLY MEETING » DEC. 8, 2010 » SEC/BIG EAST CHALLENGE

Seton Hall 62 • 3-4

##	Player	Total		3-Ptr		Rebounds			PF	TP	A	TO	Blk	Stl	Min
		FG-FGA	%	FG-FGA	%	Off	Def	Tot							
25	Hall, Ferrakohn	f	2-7	0-0	1-2	2	5	7	2	5	1	0	1	0	26
32	Robinson, Jeff	c	1-9	0-4	0-0	0	6	6	1	2	0	2	2	1	37
02	Lawrence, Keon	g	2-7	0-2	1-2	2	3	5	1	5	1	2	1	1	28
10	Theodore, Jordan	g	8-18	1-3	7-7	2	1	3	4	24	5	1	0	4	33
23	Edwin, Fuquan	g	3-8	0-0	0-2	0	1	1	2	6	1	3	0	2	22
14	Polynice, Eniel	g	0-0	0-0	0-0	0	1	1	0	0	0	0	0	0	3
15	Pope, Herb	g	3-8	2-3	0-1	1	8	9	2	8	0	2	0	0	17
22	Jackson, Jamel	g	3-6	3-5	0-0	0	1	1	2	9	1	1	0	0	24
33	Auda, Patrik	g	1-2	1-2	0-0	0	0	0	4	3	1	1	0	0	10
Team						4	0	4							
Totals			23-65	7-19	9-14	11	26	37	18	62	10	12	4	8	200

FG % 1st Half:	10-33	30.3%	2nd half:	13-32	40.6%	Game:	23-65	35.4%	Deadball Rebounds:	3,1
3FG % 1st Half:	3-10	30.0%	2nd half:	4-9	44.4%	Game:	7-19	36.8%		
FT % 1st Half:	3-4	75.0%	2nd half:	6-10	60.0%	Game:	9-14	64.3%		

Arkansas 71 • 6-1

##	Player	Total		3-Ptr		Rebounds			PF	TP	A	TO	Blk	Stl	Min
		FG-FGA	%	FG-FGA	%	Off	Def	Tot							
05	BRYANT, Glenn	f	0-4	0-0	0-0	0	3	3	3	0	0	1	2	1	14
21	JOHNSON, Delvon	f	5-5	0-0	0-2	4	8	12	3	10	1	1	8	0	34
04	Scott, Rickey	g	4-11	0-1	0-1	1	2	3	1	8	4	0	0	2	21
15	CLARKE, Rotnei	g	4-10	3-7	0-0	0	3	3	0	11	2	1	0	1	34
30	PETERSON, Jeff	g	0-3	0-0	0-0	0	1	1	3	0	1	1	0	1	8
01	WADE, Mardracus	g	2-3	0-1	7-8	1	2	3	2	11	0	1	0	0	16
12	BRITT, Marcus	g	0-1	0-1	0-0	0	1	1	0	0	0	0	0	0	14
22	WAITHE, Marvell	g	0-3	0-1	0-0	1	3	4	1	0	2	0	0	0	8
23	NOBLES, Julysse	g	7-12	3-4	2-2	1	2	3	3	19	1	3	0	1	27
33	POWELL, Marshawn	g	5-10	0-0	2-4	5	5	10	3	12	0	2	0	0	24
Team						0	2	2							
Totals			27-62	6-15	11-17	13	32	45	17	71	11	11	10	6	200

FG % 1st Half:	16-34	47.1%	2nd half:	11-28	39.3%	Game:	27-62	43.5%	Deadball Rebounds:	1,1
3FG % 1st Half:	4-8	50.0%	2nd half:	2-7	28.6%	Game:	6-15	40.0%		
FT % 1st Half:	2-5	40.0%	2nd half:	9-12	75.0%	Game:	11-17	64.7%		

Officials: Doug Shows, Joe Lindsay, Tim Higgins
 Technical fouls: Seton Hall-None. Arkansas-None.
 Attendance: 17404

Score by periods	1st	2nd	Total
Seton Hall	26	36	62
Arkansas	38	33	71

	In	Off	2nd	Fast	Bench
Points	28	10	9	6	20
SH	38	23	15	14	42

» BY THE NUMBERS »

5

» Five current Razorbacks have received SEC All-Academic honors during their career.

13

» Arkansas has had 13 current and former players graduate since May 2014, averaging four graduates per academic year.

3.0

» Over the last calendar year, the Razorbacks have had a cumulative grade point average of 3.097.

PLAY HARD ACT RIGHT

• Senior Dusty Hannahs completed his undergrad in December and graduated from the Walton College of Business with a degree in Supply Chain Management.

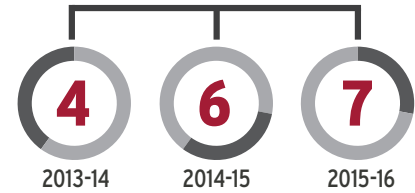
• Moses Kingsley and Manuale Watkins are slated to graduate on time this spring.

• Trey Thompson is set to graduate a year early this summer and start graduate school next fall during his senior year.

• Eleven of the 14 players had a 3.0 or higher GPA during the summer term.

17

SEC Academic Honor Roll Players over the last three seasons



» THE NATIONAL POLLS »

Associated Press Poll - (March 13)

RK	TEAM	RECORD	POINTS
1	Villanova (59)	31-3	1,619
2	Gonzaga (6)	32-1	1,520
3	Kansas	28-4	1,479
4	Arizona	30-4	1,427
5	Kentucky	29-5	1,276
6	North Carolina	27-7	1,256
7	Duke	27-8	1,251
8	UCLA	29-4	1,208
9	Oregon	29-5	1,196
10	Louisville	24-8	983
11	SMU	30-4	953
12	Baylor	25-7	861
13	West Virginia	26-8	844
14	Notre Dame	25-9	684
15	Purdue	25-7	654
16	Florida State	25-8	570
17	Iowa State	23-10	562
18	Cincinnati	29-5	522
19	Wichita State	30-4	438
20	Florida	24-8	390
21	Butler	23-8	361
22	Saint Mary's	28-4	305
23	Michigan	24-11	254
24	Virginia	22-10	240
25	Wisconsin	25-9	153

Others receiving votes: Middle Tennessee 37, **Minnesota 20**, Rhode Island 13, Creighton 11, **Oklahoma State 8**, Iowa 8, Nevada 5, Princeton 5, Vermont 4, Virginia Tech 3, **Seton Hall 2**, VCU 1, **Arkansas 1**, Northwestern 1

USA Today Coaches Poll (March 13)

RK	TEAM	RECORD	POINTS
1	Villanova (27)	31-3	747
2	Gonzaga (1)	32-1	691
3	Kansas (2)	28-4	687
4	Arizona	30-4	655
5	Kentucky	29-5	586
6	UCLA	29-4	575
7	Duke	27-8	567
8	North Carolina	27-7	564
9	Oregon	29-5	538
10	Louisville	24-8	459
11	Baylor	25-7	400
12	West Virginia	26-8	390
13	SMU	30-4	362
14	Notre Dame	25-9	356
15	Purdue	25-7	297
16	Cincinnati	29-5	282
17	Florida	24-8	245
18	Florida State	25-8	219
19	Wichita State	30-4	198
20	Iowa State	23-10	185
21	Saint Mary's	28-4	166
22	Wisconsin	25-9	159
23	Virginia	22-10	116
24	Butler	23-8	104
25	Middle Tennessee	30-4	59

Others receiving votes: Michigan 56, **Minnesota 14**, Northwestern 13, Vermont 12, Creighton 11, **Oklahoma State 9**, Xavier 9, UNC Wilmington 5, Maryland 4, California 4, USC 3, Dayton 1, **South Carolina 1**, **Arkansas 1**

» WEEK-BY-WEEK RANKINGS »

WEEK	AP	COACHES	NCAA RPI
Preseason	NR	RV	--
Nov. 14	NR	RV	--
Nov. 21	NR	RV	--
Nov. 28	NR	RV	--
Dec. 5	NR	RV	19
Dec. 12	NR	RV	29
Dec. 19	NR	RV	26
Dec. 26	RV	RV	19
Jan. 2	NR	NR	41
Jan. 9	NR	NR	26
Jan. 16	NR	NR	41
Jan. 23	NR	NR	33
Jan. 30	NR	NR	29
Feb. 6	NR	NR	36
Feb. 13	NR	NR	43
Feb. 20	NR	NR	34
Feb. 27	RV	RV	31
March 6	RV	RV	29
March 13	RV	RV	28
Final			

The Last time Arkansas was ranked in the AP...

Top 25:	No. 21	March 16, 2015
Top 15:	No. 15	Nov. 14, 2000
Top 10:	No. 6	1994-95 Final Poll
Top 5:	No. 5	March 7, 1995
No. 1:	No. 1	1994-95 Preseason Poll

DANIEL GAFFORD

El Dorado, Arkansas • El Dorado High School

ESPN.com	★★★★
247Sports.com	★★★★
Rivals.com	★★★★
Scout.com	★★★★
Future150.com	★★★★



- Ranked as the No. 1 player in the state of Arkansas and the No. 11 power forward in the 2017 class by 247Sports.com.
- Is a consensus top 50 player and as high as No. 30 in the class by Rivals.com.
- Averaged a double-double with 17.4 points, 15.9 rebounds and 7.8 blocks per game as a senior.
- Invited to the Nike Academy in Los Angeles in July.
- Participated in the Nike Elite 100 Camp and the Nike Peach Invite with Arkansas Team Portis Wings.

KHALIL GARLAND

Little Rock, Arkansas • Parkview High School

ESPN.com	★★★★
247Sports.com	★★★★
Rivals.com	★★★
Scout.com	★★★
Future150.com	★★★



- Ranked as the No. 2 player in the state of Arkansas, the No. 12 guard in the 2017 class and No. 54 overall by ESPN.
- Averaged 13.0 points, 3.7 rebounds, 2.1 assists and 1.6 steals a game during his senior season.
- Named the 2016 State Tournament MVP after leading the Patriots to the 2016 Arkansas 6A State Championship behind a 20-point performance in the title game.
- Earned All-State and All-Tournament honors during his junior campaign.

DARIOUSHALL

Little Rock, Arkansas • Mills Univ. Studies HS

ESPN.com	★★★★
247Sports.com	★★★
Rivals.com	★★★
Scout.com	★★★
Future150.com	★★★



- Ranked as the No. 4 player in the state of Arkansas and the No. 50 power forward in the 2017 class by 247Sports.com.
- Averaged 14.8 points, 8.0 rebounds, 2.0 assists and 1.8 steals per game as a senior.
- Is a two-time All-State and All-Conference selection at Mills University Studies High School.
- Captured 2017 5A State Title over Khalil Garland's Parkview Patriots.



» A LOOK AT THE FUTURE »

"These three individuals will come in and make the **STATE** of Arkansas **PROUD**." - Mike Anderson

The 2017 All-Arkansas early signees are a unanimous **TOP 25 CLASS** and as high as No. 14 in the country by ESPN.com

"It is **AWESOME** when we can have players in our state come in and **IMPACT** our program." - Mike Anderson

MIKE ANDERSON



HEAD COACH
6TH SEASON AT ARKANSAS
15TH SEASON OVERALL

CAREER NUMBERS

At Arkansas: 127-73 (6th Year)

- 2016-17 » 25-9 (NCAA)
- 2015-16 » 16-16
- 2014-15 » 27-9 (NCAA, Third Round)
- 2013-14 » 22-12 (NIT, Second Round)
- 2012-13 » 19-13
- 2011-12 » 18-14

At Missouri: 111-57 (5 Years)

- 2010-11 » 23-11 (NCAA Second Round)
- 2009-10 » 23-11 (NCAA Second Round)
- 2008-09 » 31-7 (NCAA Elite Eight)
- 2007-08 » 16-16
- 2006-07 » 18-12

At Alabama-Birmingham (UAB): 89-41 (4 Years)

- 2005-06 » 24-7 (NCAA First Round)
- 2004-05 » 22-11 (NCAA Second Round)
- 2003-04 » 22-10 (NCAA Sweet 16, C-USA Co-Champs)
- 2002-03 » 21-13 (NIT Quarterfinals)

Overall Record 327-171 (15th Year)

IT'S A NUMBERS GAME

Postseason Tournaments

1 2 3 4 5 6 7 8 9 10

20-Win Seasons

1 2 3 4 5 6 7 8 9 10

NCAA Tournaments

1 2 3 4 5 6 7 8

30-Win Seasons

1

Losing Seasons

0

PERSONAL INFO

Born: Dec. 12, 1959
 Hometown: Birmingham, Ala.
 Alma Mater: Tulsa (1982)
 Wife: Marcheita
 Children: Darcheita, Michael Jr., Yvonne
 Date Named Head Coach at Arkansas: March 23, 2011

The Razorback Nation welcomed home one of its own on March 23, 2011, when Mike Anderson was named the 12th head men's basketball coach in Arkansas history. Charged with bringing back the winning tradition that was synonymous with the Razorback program throughout the '80s and '90s, Anderson is in the midst of his sixth season at Arkansas and 15th year as a head coach in 2016-17.

Coming off a 16-16 season a year ago, Anderson was tasked with meshing seven new players into the roster, including three of the top five JUCO transfers in the nation. After being selected to finish fifth in the SEC by the media, Anderson led the Hogs to a top-three finish for the second time in three years to finish higher than it was selected for the fourth straight season. Earning its second NCAA Tournament bid in a three-year span for the first time in nine years, Arkansas has picked up 25 wins for the second time in 22 seasons. The Razorbacks became one of four teams to post a .500 or better record in conference play each of the last five years.

A longtime assistant and associate head coach at Arkansas, Anderson spent a combined nine years as a head coach at the University of Alabama-Birmingham and the University of Missouri before returning to the Razorbacks.

One of just five current Division I head coaches with 15-plus years of experience and no losing seasons, Anderson's 15 years at the helm of a program have resulted in a 327-171 record, 10 20-win campaigns, eight NCAA Tournament appearances, two Sweet Sixteen berths and a run to the 2009 Elite Eight.

During his first five seasons at Arkansas, Anderson produced a 102-64 record and was the first head coach in program history to win 18 or more games in each of his first four years. Anderson has also re-established Bud Walton Arena as one of the toughest places to play and brought excitement back to the tradition-rich program. Since Mike Anderson's return to Fayetteville, the Razorbacks are tied for the fourth-most home victories in the country with 95 and is one of four teams in the country with 95-plus wins and 15 or fewer losses at home over the last six seasons. The Razorbacks hold a 95-15 (.864) at Bud Walton Arena under Anderson and are 55-1 (.982) against unranked non-conference opponents.

CONSISTENCY

Head coach Mike Anderson is one of just five current Division I coaches with 15-plus years of head coaching experience and no losing seasons. Anderson and Thad Matta are the only coaches to accomplish the feat during stops at three different institutions.

Coach	Schools	Yrs
Roy Williams	Kansas/UNC	27
Tom Izzo	Michigan State	20
Mark Few	Gonzaga	16
Mike Anderson	UAB/Missouri/Arkansas	15
Thad Matta	Butler/Xavier/Ohio State	15

» ARKANSAS GAME HIGHS »

POINTS	99	LSU (01/21/17)
	99	AUSTIN PEAY (12/03/16)
	98	OLE MISS (02/18/17)
FIELD GOALS MADE	40	AUSTIN PEAY (12/03/16)
	35	FORT WAYNE (11/11/16)
FIELD GOAL ATTEMPTS	77	AUSTIN PEAY (12/03/16)
	67	vs Vanderbilt (03/11/17)
	67	MOUNT ST. MARY'S (11/28/16)
FIELD GOAL PERCENTAGE	.559 (33-59)	MISSOURI (01/14/17)
	.557 (34-61)	GEORGIA (03/04/17)
3 PT FIELD GOALS MADE	13	SOUTHERN ILLINOIS (11/14/16)
	12	OLE MISS (02/18/17)
3 PT FG ATTEMPTS	29	OLE MISS (02/18/17)
	26	at LSU (02/11/17)
3 PT FG PERCENTAGE	.565 (13-23)	SOUTHERN ILLINOIS (11/14/16)
	.500 (8-16)	LSU (01/21/17)
	.500 (7-14)	at South Carolina (02/15/17)
FREE THROWS MADE	29	vs Texas (12/17/16)
	27	vs Sam Houston State (12/22/16)
FREE THROW ATTEMPTS	40	vs Sam Houston State (12/22/16)
	35	LSU (01/21/17)
FREE THROW PERCENTAGE	.935 (29-31)	vs Texas (12/17/16)
	.909 (10-11)	AUSTIN PEAY (12/03/16)
REBOUNDS	49	vs Sam Houston State (12/22/16)
	47	AUSTIN PEAY (12/03/16)
ASSISTS	28	AUSTIN PEAY (12/03/16)
	23	SOUTHERN ILLINOIS (11/14/16)
STEALS	13	NORTH FLORIDA (12/10/16)
	12	STEPHEN F. AUSTIN (12/01/16)
BLOCKED SHOTS	11	AUSTIN PEAY (12/03/16)
TURNOVERS	21	at Minnesota (11/22/16)
	17	at Missouri (02/04/17)
FOULS	31	at Kentucky (01/07/17)
	29	FORT WAYNE (11/11/16)

» ARKANSAS GAME LOWS »

POINTS	59	VANDERBILT (02/07/17)
	62	at Texas A&M (01/17/17)
	65	at Florida (03/01/17)
	65	vs Kentucky (03/12/17)
FIELD GOALS MADE	21	UT ARLINGTON (11/18/16)
	21	at Texas A&M (01/17/17)
	21	at Florida (03/01/17)
FIELD GOAL ATTEMPTS	51	at Missouri (02/04/17)
	52	at Texas A&M (01/17/17)
FIELD GOAL PERCENTAGE	.355 (22-62)	vs Texas (12/17/16)
	.356 (21-59)	at Florida (03/01/17)
3 PT FIELD GOALS MADE	1	at Minnesota (11/22/16)
	3	STEPHEN F. AUSTIN (12/01/16)
3 PT FG ATTEMPTS	8	at Minnesota (11/22/16)
	11	at Tennessee (01/03/17)
3 PT FG PERCENTAGE	.125 (1-8)	at Minnesota (11/22/16)
	.211 (4-19)	GEORGIA (03/04/17)
FREE THROWS MADE	5	VANDERBILT (02/07/17)
	7	vs Vanderbilt (03/11/17)
FREE THROW ATTEMPTS	8	VANDERBILT (02/07/17)
	9	vs Vanderbilt (03/11/17)
FREE THROW PERCENTAGE	.619 (13-21)	at Texas A&M (01/17/17)
	.621 (18-29)	ALABAMA (02/01/17)
REBOUNDS	26	VANDERBILT (02/07/17)
	26	vs Kentucky (03/12/17)
ASSISTS	6	at Vanderbilt (01/24/17)
	7	at Oklahoma State (01/28/17)
	7	at Florida (03/01/17)
STEALS	3	at Kentucky (01/07/17)
	3	LSU (01/21/17)
BLOCKED SHOTS	0	MISSISSIPPI STATE (01/10/17)
TURNOVERS	6	VANDERBILT (02/07/17)
	7	MOUNT ST. MARY'S (11/28/16)
FOULS	13	TEXAS A&M (02/22/17)
	14	VANDERBILT (02/07/17)

» ARKANSAS INDIVIDUAL GAME HIGHS »

Points	30	Macon, Daryl vs Ole Miss (02/18/17)
	24	Hannahs, Dusty vs Vanderbilt (02/07/17)
	24	Kingsley, Moses vs LSU (01/21/17)
	23	Barford, Jaylen at South Carolina (02/15/17)
	23	Barford, Jaylen at Missouri (02/04/17)
	23	Macon, Daryl vs Texas (12/17/16)
	23	Hannahs, Dusty vs Fort Wayne (11/11/16)
Field Goals Made	10	Macon, Daryl vs Ole Miss (02/18/17)
	10	Hannahs, Dusty vs Vanderbilt (02/07/17)
	10	Kingsley, Moses vs LSU (01/21/17)
Field Goal Att.	19	Hannahs, Dusty vs Vanderbilt (02/07/17)
	18	Barford, Jaylen at Florida (03/01/17)
	18	Kingsley, Moses vs LSU (01/21/17)
FG Pct (min 5 made)	.875 (7-8)	Bailey, Adrio vs Austin Peay (12/03/16)
	.857 (6-7)	Thomas, Dustin vs Mount St. Mary's (11/28/16)
3-Point FG Made	6	Macon, Daryl vs Ole Miss (02/18/17)
	5	Hannahs, Dusty at LSU (02/11/17)
	5	Hannahs, Dusty vs Alabama (02/01/17)
	5	Hannahs, Dusty vs Southern Illinois (11/14/16)
3-Point FG Att.	10	Hannahs, Dusty at LSU (02/11/17)
	9	Macon, Daryl vs Ole Miss (02/18/17)
3-Pt FG Pct (min 2 made)	1.000 (3-3)	Watkins, Manuale at Texas A&M (01/17/17)
	1.000 (2-2)	Macon, Daryl at Florida (03/01/17)
	1.000 (2-2)	Beard, Anton vs LSU (01/21/17)
	1.000 (2-2)	Jones, CJ vs Missouri (01/14/17)
	1.000 (2-2)	Barford, Jaylen at Tennessee (01/03/17)
	1.000 (2-2)	Jones, CJ vs Stephen F. Austin (12/01/16)
Free Throws Made	14	Macon, Daryl vs Texas (12/17/16)
	12	Macon, Daryl at Tennessee (01/03/17)
Free Throw Att.	14	Macon, Daryl vs Texas (12/17/16)
	13	Macon, Daryl at Tennessee (01/03/17)
FT Pct (min 6 made)	1.000 (14-14)	Macon, Daryl vs Texas (12/17/16)
	1.000 (8-8)	Kingsley, Moses vs Ole Miss (02/18/17)
	1.000 (7-7)	Macon, Daryl at Vanderbilt (01/24/17)
	1.000 (7-7)	Kingsley, Moses vs Southern Illinois (11/14/16)
	1.000 (6-6)	Macon, Daryl at South Carolina (02/15/17)
	1.000 (6-6)	Beard, Anton at LSU (02/11/17)
	1.000 (6-6)	Hannahs, Dusty vs LSU (01/21/17)
Rebounds	14	Kingsley, Moses vs Florida (12/29/16)
	13	Kingsley, Moses vs Vanderbilt (03/11/17)
	13	Kingsley, Moses vs Ole Miss (02/18/17)
	13	Kingsley, Moses vs Mount St. Mary's (11/28/16)
Assists	7	Beard, Anton vs LSU (01/21/17)
	6	Thompson, Trey vs Texas A&M (02/22/17)
	6	Barford, Jaylen vs Vanderbilt (02/07/17)
	6	Macon, Daryl vs Missouri (01/14/17)
	6	Beard, Anton vs Southern Illinois (11/14/16)
Steals	4	Beard, Anton vs Vanderbilt (03/11/17)
	4	Barford, Jaylen at Florida (03/01/17)
	4	Beard, Anton vs Stephen F. Austin (12/01/16)
	4	Macon, Daryl vs Fort Wayne (11/11/16)
Blocked Shots	7	Kingsley, Moses vs Fort Wayne (11/11/16)
	5	Kingsley, Moses at LSU (02/11/17)
	5	Kingsley, Moses vs Texas (12/17/16)
	5	Kingsley, Moses vs Southern Illinois (11/14/16)
Turnovers	6	Barford, Jaylen at South Carolina (02/15/17)
	6	Barford, Jaylen vs UT Arlington (11/18/16)
Fouls	5	Thomas, Dustin at South Carolina (02/15/17)
	5	Beard, Anton at Missouri (02/04/17)
	5	Macon, Daryl at Missouri (02/04/17)
	5	Thomas, Dustin vs Alabama (02/01/17)
	5	Cook, Arlando vs LSU (01/21/17)
	5	Beard, Anton vs Missouri (01/14/17)
	5	Kingsley, Moses vs Mississippi State (01/10/17)
	5	Thomas, Dustin at Tennessee (01/03/17)
	5	Kingsley, Moses at Minnesota (11/22/16)
	5	Thomas, Dustin vs Fort Wayne (11/11/16)
Minutes	35	Hannahs, Dusty vs Vanderbilt (02/07/17)
	35	Barford, Jaylen vs LSU (01/21/17)
	34	Hannahs, Dusty at South Carolina (02/15/17)
	34	Kingsley, Moses vs Vanderbilt (02/07/17)
	34	Beard, Anton vs LSU (01/21/17)

POINTS »

- Scored 100+ : 12/01/2015 - 117 vs. Northwestern St.
- Scored 100+ in an SEC game: 2/10/2015 - 101 vs. Auburn
- Scored fewer than 50: 2/09/2016 - 46 at Mississippi State

OVERTIME GAMES »

- Played in an OT game: 1/30/2016 vs. Texas Tech, W, 75-68 (OT)
- Played in a 2OT game: 1/16/2013 vs. Auburn, W, 88-80 (2 OT)
- Played in a 3OT game: 2/09/1980 vs. Houston, L, 90-84 (3 OT)

VERSUS TOP-25 OPPONENTS »

- Beat an AP Top 25-ranked opponent: 02/15/2017 at No. 21 South Carolina, W, 83-76
- Beat an AP Top 10 team: 1/27/2016 vs. No. 5 Texas A&M, W, 74-71
- Beat an AP Top 5 team: 1/27/2016 vs. No. 5 Texas A&M, W, 74-71

VERSUS TOP-25 OPPONENTS ON THE ROAD »

- Beat an AP Top 25 team on road: 02/15/2017 at No. 21 South Carolina, W, 83-76
- Beat an AP Top 5 team on road: 2/09/1994 at No. 4 Kentucky, W, 90-82

DOUBLE-DOUBLES »

- Two players in same game: vs. Auburn (2/17/2016)
 - Moses Kingsley (20 pts, 10 rebs) and Jabril Durham (12 pts, 10 asts)

3-POINT SHOOTING »

- 10+ 3FGM in a game: 2/18/2017 - 12 vs. Ole Miss
- 15+ 3FGM in a game: 1/09/2016 - 16 vs. Mississippi State

AT THE CHARITY STRIPE »

- Attempted 30+ FT in a game: 1/21/2017 - 35 vs. LSU
- 20+ FTM in a game: 3/10/2017 - 20 (of 23) vs. Ole Miss
- 25+ FTM in a game: 1/21/2017 - 25 (of 35) vs. LSU

POINTS »

- Scored 30-39 points in a game: 02/18/2017 - 30 by Daryl Macon vs. Ole Miss
- Scored 40-49 points in a game: 01/11/1992 - 43 by Todd Day vs. LSU
- Scored 50+ points in a game: 11/13/2009 - 51 by Rotnei Clarke vs. Alcorn St.

DOUBLE-DOUBLES »

- Points/Rebounds: 3/11/2017 - 12 pts and 13 rebs by Moses Kingsley vs. Vanderbilt
- Points/Assists: 2/17/2016 - 12 pts and 10 asts by Jabril Durham vs. Auburn

REBOUNDS »

- Had 15+ rebounds in a game: 03/07/2015 - 15 by Bobby Portis vs. LSU
- Had 20+ rebounds in a game: 11/21/1997 - 23 by Nick Davis vs. Jackson St.

THREE-POINT SHOOTING »

- 5+ 3FGM in a game: 2/18/2017 - 6 (9 att) by Daryl Macon vs. Ole Miss

AT THE CHARITY STRIPE »

- 10+ FTA in a game: 3/10/2017 - 10 by Daryl Macon vs. Ole Miss
- 10+ FTM in a game: 2/1/2017 - 11 (12 att) by Moses Kingsley vs. Alabama

ASSISTS »

- 5+ assists in a game: 2/22/2017 - 6 by Trey Thompson vs. Texas A&M
- Consecutive 5+ assists games: 03/05/2016 vs. South Carolina (11) and 03/10/2016 (6) vs. Florida by Jabril Durham
- 10+ assists in a game: 03/05/2016 - 11 by Jabril Durham vs. South Carolina
- Consecutive 10+ assists games: 01/16/2010 vs. Alabama (10) and 01/21/2010 vs. Florida (11) by Courtney Fortson

BLOCKS »

- Had 3+ blocks in a game: 3/10/2017 - 4 by Moses Kingsley vs. Ole Miss
- Had 5+ blocks in a game: 2/11/2017 - 5 by Moses Kingsley at LSU

STEALS »

- Had 5+ steals in a game: 01/09/2016 - 6 by Jabril Durham vs. Mississippi State
- Had consecutive 5+ steal games: 01/01/2006 vs. Western Ill. (5) and 01/07/2006 vs. Miss. St. (5) by Ronnie Brewer

» STARTING LINEUPS »

Date	Opponent	G	G	G	F	F	Outcome
Nov. 11	Fort Wayne	Barford	Macon	Hannahs	Thomas	Kingsley	W, 92-83
Nov. 14	Southern Illinois	Barford	Macon	Hannahs	Thomas	Kingsley	W, 90-65
Nov. 18	UT Arlington	Barford	Macon	Hannahs	Thomas	Kingsley	W, 71-67
Nov. 22	at Minnesota	Barford	Macon	Hannahs	Thomas	Kingsley	L, 85-71
Nov. 28	Mount Saint Mary's	Beard	Watkins	Hannahs	Thomas	Kingsley	W, 89-76
Dec. 1	Stephen F. Austin	Beard	Watkins	Hannahs	Thomas	Kingsley	W, 78-62
Dec. 3	Austin Peay	Barford	Macon	Watkins	Thomas	Kingsley	W, 99-62
Dec. 6	Houston	Barford	Macon	Watkins	Thomas	Kingsley	W, 84-72
Dec. 10	North Florida	Barford	Macon	Watkins	Thomas	Kingsley	W, 91-76
Dec. 17	Texas^	Barford	Macon	Watkins	Thomas	Kingsley	W, 77-74
Dec. 20	North Dakota State	Barford	Macon	Watkins	Thomas	Kingsley	W, 71-55
Dec. 22	Sam Houston State#	Hannahs	Macon	Watkins	Thomas	Kingsley	W, 90-56
Dec. 29	Florida*	Hannahs	Macon	Watkins	Thomas	Kingsley	L, 81-72
Jan. 3	at Tennessee*	Hannahs	Macon	Watkins	Cook	Kingsley	W, 82-78
Jan. 7	at Kentucky*	Hannahs	Macon	Watkins	Cook	Kingsley	L, 97-71
Jan. 10	Mississippi State*	Barford	Macon	Watkins	Cook	Kingsley	L, 84-78
Jan. 14	Missouri*	Barford	Macon	Beard	Thomas	Kingsley	W, 92-73
Jan. 17	at Texas A&M*	Barford	Macon	Beard	Thomas	Kingsley	W, 62-60
Jan. 21	LSU*	Barford	Macon	Beard	Cook	Kingsley	W, 99-86
Jan. 24	at Vanderbilt*	Barford	Macon	Beard	Cook	Kingsley	W, 71-70
Jan. 28	at Oklahoma State%	Barford	Macon	Beard	Cook	Kingsley	L, 99-71
Feb. 1	Alabama*	Barford	Macon	Beard	Cook	Kingsley	W, 87-68
Feb. 4	at Missouri*	Barford	Macon	Beard	Thomas	Kingsley	L, 83-78
Feb. 7	Vanderbilt*	Barford	Hannahs	Beard	Thomas	Kingsley	L, 72-59
Feb. 11	at LSU*	Barford	Hannahs	Beard	Bailey	Kingsley	W, 78-70
Feb. 15	at South Carolina*	Barford	Hannahs	Watkins	Bailey	Kingsley	W, 83-76
Feb. 18	Ole Miss*	Barford	Hannahs	Watkins	Thomas	Kingsley	W, 98-80
Feb. 22	Texas A&M*	Barford	Hannahs	Watkins	Thomas	Kingsley	W, 86-77
Feb. 25	at Auburn*	Barford	Hannahs	Watkins	Thomas	Kingsley	W, 79-68
March 1	at Florida*	Barford	Hannahs	Watkins	Thomas	Kingsley	L, 78-65
March 4	Georgia*	Barford	Hannahs	Watkins	Thomas	Kingsley	W, 85-67
March 10	Ole Miss&	Barford	Hannahs	Watkins	Thomas	Kingsley	W, 73-72
March 11	Vanderbilt&	Barford	Hannahs	Watkins	Thomas	Kingsley	W, 76-62
March 12	Kentucky&	Barford	Hannahs	Watkins	Thomas	Kingsley	L, 82-65

at Verizon Arena (North Little Rock, Ark.)

^ Lone Star Shootout (Houston, Texas)

% Big12/SEC Challenge

* SEC Game

& SEC Tournament

» LEADS & DEFICITS »

Date	Opponent	Largest Lead	Largest Deficit	Time Led	Time Trailed	Time Tied	Outcome
Nov. 11	Fort Wayne	15 (2nd - 2:42)	6 (1st - 8:06)	31:22	7:16	0:52	W, 92-83
Nov. 14	Southern Illinois	36 (2nd - 16:41)	3 (1st - 18:50)	37:39	0:55	1:26	W, 90-65
Nov. 18	UT Arlington	7 (2nd - 10:36)	17 (1st - 12:37)	11:37	26:34	1:49	W, 71-67
Nov. 22	at Minnesota	6 (1st - 12:50)	22 (2nd - 5:32)	6:33	30:16	3:11	L, 85-71
Nov. 28	Mount Saint Mary's	21 (2nd - 6:41)	4 (1st - 18:27)	35:10	3:05	1:45	W, 89-76
Dec. 1	Stephen F. Austin	23 (2nd - 3:15)	2 (1st - 19:22)	36:33	0:28	2:59	W, 78-62
Dec. 3	Austin Peay	41 (2nd - 8:38)	2 (1st - 19:30)	36:58	0:35	2:27	W, 99-62
Dec. 6	Houston	14 (1st - 10:25)	3 (1st - 18:40)	32:27	6:27	1:06	W, 84-72
Dec. 10	North Florida	16 (2nd - 1:12)	3 (2nd - 13:44)	29:39	6:15	4:06	W, 91-76
Dec. 17	Texas^	9 (2nd - 11:58)	7 (1st - 12:35)	2:05	22:22	15:20	W, 77-74
Dec. 20	North Dakota State	20 (2nd - 4:11)	1 (1st - 16:53)	38:22	0:40	0:57	W, 71-55
Dec. 22	Sam Houston State#	37 (2nd - 2:49)	None	38:53	None	1:07	W, 90-56
Dec. 29	Florida*	3 (1st - 14:09)	16 (2nd - 3:12)	2:32	34:13	3:15	L, 81-72
Jan. 3	at Tennessee*	7 (2nd - 16:43)	13 (1st - 4:06)	22:34	15:00	2:17	W, 82-78
Jan. 7	at Kentucky*	4 (1st - 8:04)	26 (2nd - 0:21)	3:21	36:20	0:19	L, 97-71
Jan. 10	Mississippi State*	7 (1st - 9:40)	10 (2nd - 0:40)	8:16	28:11	3:33	L, 84-78
Jan. 14	Missouri*	22 (2nd - 17:00)	None	37:32	None	1:48	W, 92-73
Jan. 17	at Texas A&M*	5 (2nd - 1:21)	12 (2nd - 12:51)	5:29	31:07	3:24	W, 62-60
Jan. 21	LSU*	17 (2nd - 5:35)	None	38:59	None	1:01	W, 99-86
Jan. 24	at Vanderbilt*	4 (2nd - 17:37)	15 (2nd - 6:02)	4:12	31:50	3:32	W, 71-70
Jan. 28	at Oklahoma State%	None	30 (2nd - 17:39)	None	39:43	0:17	L, 99-71
Feb. 1	Alabama*	27 (2nd - 4:01)	4 (1st - 15:46)	33:26	5:54	0:40	W, 87-68
Feb. 4	at Missouri*	3 (1st - 19:56)	15 (1st - 5:58)	2:04	36:52	1:04	L, 83-78
Feb. 7	Vanderbilt*	None	24 (1st - 3:18)	None	39:35	0:25	L, 72-59
Feb. 11	at LSU*	12 (2nd - 3:45)	14 (1st - 4:13)	15:47	20:25	3:47	W, 78-70
Feb. 15	at South Carolina*	12 (2nd - 18:52)	14 (1st - 14:18)	29:04	9:42	1:14	W, 83-76
Feb. 18	Ole Miss*	24 (2nd - 11:17)	3 (1st - 15:59)	36:00	1:38	2:22	W, 98-80
Feb. 22	Texas A&M*	10 (2nd - 12:05)	2 (1st - 15:25)	35:54	0:43	3:23	W, 86-77
Feb. 25	at Auburn*	15 (2nd - 1:17)	5 (1st - 17:01)	31:58	6:28	1:34	W, 79-68
March 1	at Florida*	2 (1st - 19:28)	16 (1st - 9:34)	0:32	38:14	1:14	L, 78-65
March 4	Georgia*	21 (2nd - 2:50)	7 (1st - 8:53)	26:59	8:00	5:01	W, 85-67
March 10	Ole Miss&	6 (2nd - 9:41)	9 (1st - 15:20)	14:50	17:51	7:19	W, 73-72
March 11	Vanderbilt&	27 (2nd - 8:55)	3 (1st - 10:07)	36:57	2:06	0:57	W, 76-62
March 12	Kentucky&	2 (1st - 14:36)	19 (2nd - 7:34)	1:53	35:03	3:04	L, 82-65

^ Lone Star Shootout (Houston, Texas) | # at Verizon Arena (North Little Rock, Ark.) | % Big12/SEC Challenge | * SEC Game | & SEC Tournament

» GAME-BY-GAME LEADERS »

Date	Opponent	Points	Rebounds	Assists	Steals	Blocks
Nov. 11	Fort Wayne	Hannahs (23)	Kingsley (9)	Macon (5)	Macon (4)	Kingsley (7)
Nov. 14	Southern Illinois	Hannahs (19)	Kingsley (7)	Beard (6)	Seven Players (1)	Kingsley (5)
Nov. 18	UT Arlington	Barford (17)	Three Players (6)	Four Players (2)	Barford (3)	Kingsley (4)
Nov. 22	at Minnesota	Hannahs (20)	Kingsley (10)	Three Players (3)	Watkins (3)	Kingsley (3)
Nov. 28	Mount Saint Mary's	Macon (15)	Kingsley (13)	Two Players (4)	Two Players (2)	Kingsley (1)
Dec. 1	Stephen F. Austin	Hannahs (15)	Watkins (7)	Macon (5)	Beard (4)	Jones (1)
Dec. 3	Austin Peay	Bailey (14)	Two Players (7)	Kingsley (5)	Two Players (2)	Two Players (3)
Dec. 6	Houston	Two Players (17)	Kingsley (9)	Watkins (4)	Beard (2)	Two Players (2)
Dec. 10	North Florida	Hannahs (17)	Kingsley (10)	Two Players (4)	Two Players (3)	Barford (2)
Dec. 17	Texas^	Macon (23)	Kingsley (10)	Two Players (2)	Hannahs (2)	Kingsley (5)
Dec. 20	North Dakota State	Macon (15)	Kingsley (8)	Macon (5)	Watkins (3)	Thompson (2)
Dec. 22	Sam Houston State#	Two Players (17)	Two Players (7)	Thompson (3)	Three Players (2)	Two Players (3)
Dec. 29	Florida*	Macon (22)	Kingsley (14)	Four Players (2)	Beard (2)	Kingsley (4)
Jan. 3	at Tennessee*	Beard (16)	Kingsley (10)	Kingsley (3)	Two Players (2)	Kingsley (3)
Jan. 7	at Kentucky*	Macon (15)	Two Players (7)	Three Players (2)	Three Players (1)	Thompson (2)
Jan. 10	Mississippi State*	Kingsley (19)	Thomas (7)	Thompson (3)	Three Players (3)	None
Jan. 14	Missouri*	Macon (17)	Kingsley (8)	Macon (6)	Macon (2)	Kingsley (3)
Jan. 17	at Texas A&M*	Macon (16)	Cook (7)	Five Players (2)	Watkins (3)	Two Players (2)
Jan. 21	LSU*	Kingsley (24)	Two Players (7)	Beard (7)	Three Players (1)	Kingsley (1)
Jan. 24	at Vanderbilt*	Hannahs (17)	Kingsley (11)	Hannahs (2)	Beard (2)	Kingsley (2)
Jan. 28	at Oklahoma State%	Barford (21)	Thomas (5)	Barford (2)	Thomas (2)	Kingsley (4)
Feb. 1	Alabama*	Hannahs (19)	Kingsley (6)	Two Players (4)	Watkins (3)	Kingsley (2)
Feb. 4	at Missouri*	Barford (23)	Two Players (6)	Macon (3)	Two Players (2)	Kingsley (1)
Feb. 7	Vanderbilt*	Hannahs (24)	Kingsley (6)	Barford (6)	Two Players (3)	Kingsley (3)
Feb. 11	at LSU*	Two Players (17)	Thomas (9)	Two Players (2)	Thomas (3)	Kingsley (5)
Feb. 15	at South Carolina*	Barford (23)	Kingsley (7)	Two Players (3)	Two players (2)	Kingsley (4)
Feb. 18	Ole Miss*	Macon (30)	Kingsley (13)	Watkins (5)	Thompson (3)	Kingsley (4)
Feb. 22	Texas A&M*	Barford (16)	Kingsley (10)	Thompson (6)	Three Players (2)	Kingsley (2)
Feb. 25	at Auburn*	Barford (20)	Thompson (11)	Thompson (3)	Hannahs (2)	Kingsley (2)
March 1	at Florida*	Barford (18)	Kingsley (9)	Barford (3)	Barford (4)	Thomas (1)
March 4	Georgia*	Three Players (15)	Kingsley (9)	Barford (3)	Two Players (2)	Two Players (2)
March 10	Ole Miss&	Macon (17)	Thompson (7)	Barford (4)	Two Players (2)	Kingsley (4)
March 11	Vanderbilt&	Barford (18)	Kingsley (13)	Watkins (4)	Beard (4)	Four Players (1)
March 12	Kentucky&	Macon (18)	Kingsley (6)	Thompson (4)	Two Players (2)	Two Players (2)

^ Lone Star Shootout (Houston, Texas) | # at Verizon Arena (North Little Rock, Ark.) | % Big12/SEC Challenge | * SEC Game | & SEC Tournament

Date	Opponent	Deflections	Charges	Steals	Dunks	Blocks
Nov. 11	Fort Wayne	39	1	9	0	9
Nov. 14	Southern Illinois	36	1	7	2	7
Nov. 18	UT Arlington	38	1	11	3	6
Nov. 22	at Minnesota	25	1	8	0	4
Nov. 28	Mount Saint Mary's	26	1	8	1	1
Dec. 1	Stephen F. Austin	37	1	12	1	1
Dec. 3	Austin Peay	48	1	9	5	11
Dec. 6	Houston	26	2	5	0	5
Dec. 10	North Florida	40	1	13	1	4
Dec. 17	Texas^	37	1	6	0	8
Dec. 20	North Dakota State	37	2	6	0	4
Dec. 22	Sam Houston State#	44	0	9	2	9
Dec. 29	Florida*	31	2	4	1	6
Jan. 3	at Tennessee*	24	1	5	1	5
Jan. 7	at Kentucky*	27	0	3	2	3
Jan. 10	Mississippi State*	34	0	9	1	0
Jan. 14	Missouri*	28	1	5	1	5
Jan. 17	at Texas A&M*	35	0	8	0	6
Jan. 21	LSU*	25	0	3	2	1
Jan. 24	at Vanderbilt*	26	0	6	0	3
Jan. 28	at Oklahoma State%	23	0	4	2	4
Feb. 1	Alabama*	27	0	11	3	4
Feb. 4	at Missouri*	16	0	6	1	1
Feb. 7	Vanderbilt*	27	0	11	1	5
Feb. 11	at LSU*	33	2	10	1	7
Feb. 15	at South Carolina*	23	1	6	0	6
Feb. 18	Ole Miss*	40	2	6	4	7
Feb. 22	Texas A&M*	41	0	11	2	2
Feb. 25	at Auburn*	25	0	6	1	4
March 1	at Florida*	22	1	7	0	1
March 4	Georgia*	40	0	6	4	7
March 10	Ole Miss&	35	0	8	1	7
March 11	Vanderbilt&	28	0	11	3	4
March 12	Kentucky&	27	0	7	0	4
TOTALS		1070	23	256	46	161

^ Lone Star Shootout (Houston, Texas) | # at Verizon Arena (North Little Rock, Ark.) | % Big12/SEC Challenge | * SEC Game | & SEC Tournament

» MISCELLANEOUS TEAM STATS »

Date	Opponent	W/L	Points In Paint			Pts Off Turnovers			2nd Chance Pts			Fast Break Pts		
			Ark	Opp.	Diff.	Ark	Opp.	Diff.	Ark	Opp.	Diff.	Ark	Opp.	Diff.
Nov. 11	Fort Wayne	W	52	22	+30	16	12	+4	9	21	-12	24	0	+24
Nov. 14	Southern Illinois	W	30	28	+2	21	17	+4	11	10	+1	17	2	+15
Nov. 18	UT Arlington	W	24	20	+4	28	20	+8	9	18	-9	10	8	+2
Nov. 22	at Minnesota	L	46	38	+8	11	26	-15	11	13	-2	6	4	+2
Nov. 28	Mount Saint Mary's	W	48	34	+14	18	10	+8	13	6	+7	21	9	+12
Dec. 1	Stephen F. Austin	W	36	28	+8	29	24	+5	12	9	+3	20	4	+16
Dec. 3	Austin Peay	W	52	40	+12	25	8	+17	26	10	+16	28	7	+21
Dec. 6	Houston	W	38	38	0	15	19	-4	13	9	+4	12	12	0
Dec. 10	North Florida	W	38	20	+18	21	12	+9	22	6	+16	10	2	+8
Dec. 17	Texas^	W	32	32	0	12	8	+4	11	18	-7	13	11	+2
Dec. 20	North Dakota State	W	24	18	+6	15	19	-4	16	5	+11	5	2	+3
Dec. 22	Sam Houston State#	W	32	32	0	17	13	+4	9	3	+6	8	10	-2
Dec. 29	Florida*	L	34	34	0	19	16	+3	12	18	-6	7	10	-3
Jan. 3	at Tennessee*	W	36	32	+4	12	7	+5	5	14	-9	12	6	+6
Jan. 7	at Kentucky*	L	32	46	-14	11	16	-5	13	21	-8	4	24	-20
Jan. 10	Mississippi State*	L	30	26	+4	15	6	+9	14	14	0	4	6	-2
Jan. 14	Missouri*	W	38	22	+16	25	14	+11	15	9	+6	21	6	+15
Jan. 17	at Texas A&M*	W	24	24	0	16	13	+3	11	7	+4	2	6	-4
Jan. 21	LSU*	W	38	38	0	11	19	-8	14	10	+4	10	10	0
Jan. 24	at Vanderbilt*	W	32	18	+14	16	10	+6	15	4	+11	10	5	+5
Jan. 28	at Oklahoma State%	L	32	40	-8	5	23	-18	18	14	+4	6	18	-12
Feb. 1	Alabama*	W	32	26	+6	28	7	+21	10	8	+2	19	9	+10
Feb. 4	at Missouri*	L	28	18	+10	15	19	-4	12	9	+3	8	0	+8
Feb. 7	Vanderbilt*	L	28	22	+6	16	7	+9	13	15	-2	12	3	+9
Feb. 11	at LSU*	W	20	40	-20	25	20	+5	5	21	-16	2	8	-6
Feb. 15	at South Carolina*	W	34	44	-10	13	16	-3	8	13	-5	6	13	-7
Feb. 18	Ole Miss*	W	30	30	0	16	11	+5	8	23	-15	16	11	+5
Feb. 22	Texas A&M*	W	44	46	-2	21	13	+8	18	18	0	8	4	+4
Feb. 25	at Auburn*	W	36	24	+12	12	15	-3	17	9	+8	12	5	+7
March 1	at Florida*	L	26	38	-12	12	15	-3	7	9	-2	4	8	-4
March 4	Georgia*	W	48	22	+26	7	4	+3	12	18	-6	10	4	+6
March 10	Ole Miss&	W	28	36	-8	22	6	+16	12	18	-6	8	6	+2
March 11	Vanderbilt&	W	46	16	+30	15	12	+3	10	4	+6	12	2	+10
March 12	Kentucky&	L	34	36	-2	22	22	0	6	15	-11	8	8	0
TOTALS		25-9	1,182	1,028	+154	582	479	+103	417	419	-2	375	243	+132

^ Lone Star Shootout (Houston, Texas) | # at Verizon Arena (North Little Rock, Ark.) | % Big12/SEC Challenge | * SEC Game | & SEC Tournament

at guard... a six-three junior... from Jackson, Tennessee... number zero...



JAYLEN BARFORD

» @JBarford1 NEWS & NOTES »

- Averaging 16.8 points per game over the last eight games.
- Scored 10+ points in the first half in seven of the last 12 road/neutral games against an SEC opponent, including the semifinals of the SEC Tournament against Vanderbilt.
- Has scored in double-figures 25 times and recorded multiple assists in 20 of 33 games this season.
- All four 20-point games this season have been on the road.
- Has had three or more assists in six of the last 13 games.
- Scored a career-high 23 points at South Carolina Feb. 15, including 17 in the first half.
- Had a career-high six assists against Vanderbilt on Feb. 7.
- Junior college transfer from Motlow State Community College.
- Ranked as the No. 1 junior college transfer in the 2016 class.
- Named one of 15 Impact JUCO Transfers by Jon Rothstein.
- Scored 20+ points 31 times in JUCO, 30+ 12 times.
- Was named First Team All-American and TCCAA Player of the Year last season.

» GAME-BY-GAME STATS »

Opponent	Date	gs	min	Total		3-Pointers		Free throws		Rebounds				pts	avg						
				fg-fga	pct	3fg-fga	pct	ft-fga	pct	off	def	tot	avg								
FORT WAYNE	11/11/16	*	27	4-9	.444	1-1	1.000	1-2	.500	1	4	5	5.0	3	4	2	0	1	10	10.0	
SOUTHERN ILLINOIS	11/14/16	*	22	4-7	.571	1-2	.500	0-2	.000	0	2	2	3.5	2	2	0	0	0	9	9.5	
UT ARLINGTON	11/18/16	*	31	6-12	.500	1-2	.500	4-6	.667	3	3	6	4.3	1	2	6	0	3	17	12.0	
at Minnesota	11/22/16	*	25	5-9	.556	0-1	.000	2-2	1.000	1	1	2	3.8	3	2	2	0	1	12	12.0	
MOUNT ST. MARY'S	11/28/16		23	5-8	.625	2-4	.500	1-1	1.000	0	1	1	3.2	2	1	0	0	2	13	12.2	
STEPHEN F. AUSTIN	12/01/16		20	2-6	.333	0-3	.000	4-5	.800	1	2	3	3.2	2	1	3	0	1	8	11.5	
AUSTIN PEAY	12/03/16	*	21	5-10	.500	1-3	.333	1-1	1.000	0	6	6	3.6	2	4	0	1	2	12	11.6	
HOUSTON	12/06/16	*	15	1-5	.200	0-1	.000	0-0	.000	0	1	1	3.3	1	1	2	0	0	2	10.4	
NORTH FLORIDA	12/10/16	*	25	6-16	.375	1-5	.200	1-4	.250	2	2	4	3.3	1	3	1	2	3	14	10.8	
vs Texas	12/17/16	*	26	4-10	.400	0-3	.000	3-3	1.000	0	3	3	3.3	4	3	2	1	1	11	10.8	
NORTH DAKOTA STATE	12/20/16	*	22	2-7	.286	0-2	.000	0-0	.000	1	2	3	3.3	2	2	3	0	0	4	10.2	
vs Sam Houston State	12/22/16		17	3-9	.333	1-3	.333	4-5	.800	0	3	3	3.3	2	1	0	0	1	11	10.3	
FLORIDA	12/29/16		17	1-8	.125	0-2	.000	0-0	.000	2	1	3	3.2	2	2	1	0	0	2	9.6	
at Tennessee	01/03/17		24	5-8	.625	2-2	1.000	2-2	1.000	1	3	4	3.3	4	2	0	0	0	14	9.9	
at Kentucky	01/07/17		17	6-9	.667	0-1	.000	2-3	.667	3	1	4	3.3	4	0	5	0	0	14	10.2	
MISSISSIPPI STATE	01/10/17	*	23	4-8	.500	0-3	.000	2-3	.667	2	3	5	3.4	3	1	1	0	1	10	10.2	
MISSOURI	01/14/17	*	20	6-8	.750	0-2	.000	1-1	1.000	0	6	6	3.6	4	2	0	0	1	13	10.4	
at Texas A&M	01/17/17	*	23	2-9	.222	0-2	.000	0-2	.000	0	3	3	3.6	3	2	1	0	0	4	10.0	
LSU	01/21/17	*	35	5-12	.417	0-2	.000	4-7	.571	0	4	4	3.6	1	3	1	0	0	14	10.2	
at Vanderbilt	01/24/17	*	32	6-13	.462	3-4	.750	0-0	.000	3	1	4	3.6	1	1	1	0	1	15	10.5	
at Oklahoma State	01/28/17	*	28	8-13	.615	2-3	.667	3-4	.750	1	2	3	3.6	3	2	2	0	0	21	11.0	
ALABAMA	02/01/17	*	27	6-12	.500	0-3	.000	1-3	.333	2	3	5	3.6	0	4	1	0	1	13	11.0	
at Missouri	02/04/17	*	29	8-16	.500	0-3	.000	7-8	.875	1	1	2	3.6	2	0	5	0	2	23	11.6	
VANDERBILT	02/07/17	*	22	2-7	.286	1-2	.500	0-0	.000	0	3	3	3.5	2	6	2	0	3	5	11.3	
at LSU	02/11/17	*	30	2-9	.222	1-6	.167	3-4	.750	0	6	6	3.6	3	4	1	0	1	8	11.2	
at South Carolina	02/15/17	*	32	9-17	.529	2-4	.500	3-3	1.000	2	3	5	3.7	4	1	6	0	0	23	11.6	
OLE MISS	02/18/17	*	23	4-10	.400	2-4	.500	5-5	1.000	0	2	2	3.6	3	1	3	0	0	15	11.7	
TEXAS A&M	02/22/17	*	24	6-11	.545	0-3	.000	4-4	1.000	0	2	2	3.6	0	0	1	0	0	2	16	11.9
at Auburn	02/25/17	*	32	7-17	.412	0-5	.000	6-9	.667	0	4	4	3.6	2	1	1	0	0	20	12.2	
at Florida	03/01/17	*	31	6-18	.333	1-5	.200	5-5	1.000	2	4	6	3.7	3	3	3	0	4	18	12.4	
GEORGIA	03/04/17	*	29	6-9	.667	1-3	.333	2-2	1.000	0	3	3	3.6	2	3	2	1	2	15	12.5	
vs Ole Miss	03/10/17	*	32	4-14	.286	3-4	.750	2-2	1.000	4	2	6	3.7	1	4	2	1	2	13	12.5	
vs Vanderbilt	03/11/17	*	25	8-17	.471	1-5	.200	1-2	.500	3	1	4	3.7	1	0	0	0	3	18	12.6	
vs Kentucky	03/12/17	*	29	4-13	.308	1-4	.250	4-4	1.000	0	2	2	3.7	3	1	2	0	1	13	12.6	
Totals			28	858	162-366	.443	28-102	.275	78-104	.750	35	90	125	3.7	76	69	64	6	39	430	12.6

Games played: 34
 Minutes/game: 25.2
 Points/game: 12.6
 FG Pct: 44.3
 3FG Pct: 27.5
 FT Pct: 75.0

Rebounds/game: 3.7
 Assists/game: 2.0
 Turnovers/game: 1.9
 Assist/turnover ratio: 1.1
 Steals/game: 1.1
 Blocks/game: 0.2

» SEASON/CAREER HIGHS »

POINTS

Season: 23 (2x) last at South Carolina (2/15/17)
 Career: 23 (2x) last at South Carolina (2/15/17)

FIELD GOALS

Season: 9 at South Carolina (2/15/17)
 Career: 9 at South Carolina (2/15/17)

FIELD GOALS ATTEMPTED

Season: 18 at No. 12 Florida (3/1/17)
 Career: 18 at No. 12 Florida (3/1/17)

3-POINT FIELD GOALS

Season: 3 (2x) last vs. Ole Miss (3/10/17)
 Career: 3 (2x) last vs. Ole Miss (3/10/17)

3-POINT FG ATTEMPTS

Season: 5 (4x) last vs. Vanderbilt (3/11/17)
 Career: 5 (4x) last vs. Vanderbilt (3/11/17)

FREE THROWS MADE

Season: 7 at Missouri (2/4/17)
 Career: 7 at Missouri (2/4/17)

FREE THROWS ATTEMPTS

Season: 9 at Auburn (2/15/17)
 Career: 9 at Auburn (2/15/17)

REBOUNDS

Season: 6 (6x) last vs. Ole Miss (3/10/17)
 Career: 6 (6x) last vs. Ole Miss (3/10/17)

ASSISTS

Season: 6 vs. Vanderbilt (2/7/17)
 Career: 6 vs. Vanderbilt (2/7/17)

STEALS

Season: 4 at No. 12 Florida (3/1/17)
 Career: 4 at No. 12 Florida (3/1/17)

BLOCKS

Season: 2 vs. North Florida (12/10/16)
 Career: 2 vs. North Florida (12/10/16)

MINUTES

Season: 35 vs. LSU (1/21/17)
 Career: 35 vs. LSU (1/21/17)

» CAREER STATISTICS AT ARKANSAS »

Season	gp-gs	min/avg	Total		3-Point		F-Throws		Rebounds				Scoring							
			fg-fga	pct	fg-fga	pct	ft-fga	pct	off	def	tot	avg	pf	fo	ast	to	blk	stl	pts	avg
2016-17	34-28	858/25.2	162-366	.443	28-102	.275	78-104	.750	35	90	125	3.7	76	0	69	64	6	39	430	12.6
TOTAL	34-28	858/25.2	162-366	.443	28-102	.275	78-104	.750	35	90	125	3.7	76	0	69	64	6	39	430	12.6

at forward... a six-nine junior... from Madison, Arkansas... number one...



TREY THOMPSON

» @T_Top24 NEWS & NOTES »

- Pulled down a game and career-high 11 rebounds on the road at Auburn on Feb. 25.
- Set a career high with six assists in the win over Texas A&M on Feb. 22.
- Has the most assists on the team against SEC opponents with 44.
- Had one of his best all-around games of the season against Ole Miss on Feb. 18, going 4-of-4 from the field for eight points, eight rebounds, three steals, three blocks and three assists. All either tied a season high or were a season high at the time.
- Has multiple assists in 15 of the last 23 games, including three or more in six of the last nine.
- Second on the team in blocks with 29.
- Has multiple blocks in 12 games this year.
- Is set to graduate a year early this summer and start graduate school next fall during his senior year.
- Averaged 3.1 points and 4.3 rebounds per game last season as a sophomore.
- Scored a career high 13 points against LSU (2/23/16) after going a perfect 6-6 from the field.
- Recorded a career high nine rebounds and four blocked shots against Texas Tech last season (1/30/16).
- Went to high school with teammate RJ Glasper.

» GAME-BY-GAME STATS »

Opponent	Date	gs	min	Total		3-Pointers		Free throws		Rebounds				pf	a	t/o	blk	stl	pts	avg
				fg-fga	pct	3fg-fga	pct	ft-fa	pct	off	def	tot	avg							
FORT WAYNE	11/11/16	13	2-2	1.000	0-0	.000	1-2	.500	0	4	4	4.0	3	1	0	2	0	5	5.0	
SOUTHERN ILLINOIS	11/14/16	15	1-3	.333	0-0	.000	2-2	1.000	1	3	4	4.0	3	1	1	0	1	4	4.5	
UT ARLINGTON	11/18/16	7	1-2	.500	0-0	.000	1-1	1.000	3	1	4	4.0	2	0	2	0	0	3	4.0	
at Minnesota	11/22/16	13	0-0	.000	0-0	.000	0-0	.000	0	3	3	3.8	1	2	1	0	0	0	3.0	
MOUNT ST. MARY'S	11/28/16	13	0-1	.000	0-0	.000	0-0	.000	1	4	5	4.0	3	1	0	0	1	0	2.4	
STEPHEN F. AUSTIN	12/01/16	6	0-0	.000	0-0	.000	0-0	.000	0	1	1	3.5	3	0	0	0	0	0	2.0	
AUSTIN PEAY	12/03/16	13	2-2	1.000	0-0	.000	0-0	.000	2	2	4	3.6	0	1	0	2	2	4	2.3	
HOUSTON	12/06/16	13	2-2	1.000	0-0	.000	0-0	.000	0	1	1	3.3	3	2	0	2	0	4	2.5	
NORTH FLORIDA	12/10/16	13	2-2	1.000	0-0	.000	2-4	.500	2	0	2	3.1	2	0	0	0	1	6	2.9	
vs Texas	12/17/16	8	1-4	.250	0-0	.000	1-2	.500	2	1	3	3.1	2	0	0	0	0	3	2.9	
NORTH DAKOTA STATE	12/20/16	12	1-2	.500	0-0	.000	0-0	.000	0	4	4	3.2	4	0	2	2	0	2	2.8	
vs Sam Houston State	12/22/16	14	0-0	.000	0-0	.000	0-0	.000	1	5	6	3.4	1	3	2	2	1	0	2.6	
FLORIDA	12/29/16	8	0-0	.000	0-0	.000	0-0	.000	0	1	1	3.2	1	2	0	0	0	0	2.4	
at Tennessee	01/03/17	9	1-2	.500	0-1	.000	0-0	.000	0	1	1	3.1	3	2	1	2	0	2	2.4	
at Kentucky	01/07/17	20	0-2	.000	0-0	.000	4-4	1.000	1	3	4	3.1	4	2	0	2	0	4	2.5	
MISSISSIPPI STATE	01/10/17	10	0-0	.000	0-0	.000	0-0	.000	0	2	2	3.1	3	3	0	0	0	0	2.3	
MISSOURI	01/14/17	16	3-3	1.000	0-0	.000	2-4	.500	2	2	4	3.1	3	0	1	2	0	8	2.6	
at Texas A&M	01/17/17	12	0-0	.000	0-0	.000	0-0	.000	1	2	3	3.1	2	2	0	2	0	0	2.5	
LSU	01/21/17	16	3-3	1.000	0-0	.000	0-0	.000	1	4	5	3.2	3	3	0	0	1	6	2.7	
at Vanderbilt	01/24/17	10	0-0	.000	0-0	.000	0-0	.000	1	1	2	3.2	1	0	0	0	1	0	2.6	
at Oklahoma State	01/28/17	13	0-0	.000	0-0	.000	0-0	.000	0	0	0	3.0	1	1	0	0	0	0	2.4	
ALABAMA	02/01/17	11	0-0	.000	0-0	.000	0-0	.000	1	1	2	3.0	2	3	0	1	1	0	2.3	
at Missouri	02/04/17	18	1-2	.500	0-0	.000	0-0	.000	2	2	4	3.0	1	1	2	0	2	2	2.3	
VANDERBILT	02/07/17	6	0-1	.000	0-0	.000	0-0	.000	0	0	0	2.9	1	0	0	0	0	0	2.2	
at LSU	02/11/17	11	0-0	.000	0-0	.000	0-0	.000	0	0	0	2.8	3	1	0	0	1	0	2.1	
at South Carolina	02/15/17	18	1-1	1.000	0-0	.000	1-2	.500	1	2	3	2.8	1	3	1	0	2	3	2.2	
OLE MISS	02/18/17	23	4-4	1.000	0-0	.000	0-0	.000	1	7	8	3.0	1	3	2	3	3	8	2.4	
TEXAS A&M	02/22/17	18	1-3	.333	0-0	.000	3-4	.750	2	1	3	3.0	2	6	1	0	1	5	2.5	
at Auburn	02/25/17	29	3-4	.750	0-0	.000	0-0	.000	1	10	11	3.2	2	3	1	1	1	6	2.6	
at Florida	03/01/17	12	1-3	.333	0-0	.000	0-2	.000	0	0	0	3.1	3	0	0	0	0	0	2.6	
GEORGIA	03/04/17	23	2-2	1.000	0-0	.000	1-1	1.000	3	5	8	3.3	4	2	0	2	1	5	2.6	
vs Ole Miss	03/10/17	25	1-2	.500	0-0	.000	1-1	1.000	0	7	7	3.4	2	3	1	1	1	3	2.7	
vs Vanderbilt	03/11/17	15	1-1	1.000	0-0	.000	0-0	.000	0	3	3	3.4	3	1	3	1	0	2	2.6	
vs Kentucky	03/12/17	19	0-1	.000	0-0	.000	0-0	.000	0	1	1	3.3	2	4	0	2	0	0	2.6	
Totals		0	482	34-54	.630	0-1	.000	19-29	.655	29	84	113	3.3	77	56	21	29	21	87	2.6

Games played: 34
 Minutes/game: 14.2
 Points/game: 2.6
 FG Pct: 63.0
 3FG Pct: 0.0
 FT Pct: 65.5

Rebounds/game: 3.3
 Assists/game: 1.6
 Turnovers/game: 0.6
 Assist/turnover ratio: 2.7
 Steals/game: 0.6
 Blocks/game: 0.9

» SEASON/CAREER HIGHS »

POINTS

Season: 8 (2x) last vs. Ole Miss (2/18/17)
 Career: 13 vs. LSU (2/23/16)

FIELD GOALS

Season: 4 vs. Ole Miss (2/18/17)
 Career: 6 vs. LSU (2/23/16)

FIELD GOALS ATTEMPTED

Season: 4 (2x) last vs. Ole Miss (2/18/17)
 Career: 7 vs. Tennessee Tech (12/12/15)

3-POINT FIELD GOALS

Season: --
 Career: --

3-POINT FG ATTEMPTS

Season: 1 at Tennessee (1/3/17)
 Career: 1 at Tennessee (1/3/17)

FREE THROWS MADE

Season: 4 at No. 6 Kentucky (1/7/17)
 Career: 4 (2x) last at No. 6 Kentucky (1/7/17)

FREE THROWS ATTEMPTS

Season: 4 (4x) last vs. Texas A&M (2/22/17)
 Career: 5 at Texas A&M (1/2/16)

REBOUNDS

Season: 11 vs. Auburn (2/25/17)
 Career: 11 vs. Auburn (2/25/17)

ASSISTS

Season: 6 vs. Texas A&M (2/22/17)
 Career: 6 vs. Texas A&M (2/22/17)

STEALS

Season: 3 vs. Ole Miss (2/18/17)
 Career: 3 vs. Ole Miss (2/18/17)

BLOCKS

Season: 3 vs. Ole Miss (2/18/17)
 Career: 4 vs. Texas Tech (1/30/16)

MINUTES

Season: 29 vs. Auburn (2/25/17)
 Career: 29 (2x) last vs. Auburn (2/25/17)

» CAREER STATISTICS AT ARKANSAS »

Season	gp-gs	min/avg	Total		3-Point		F-Throws		Rebounds				Scoring							
			fg-fga	pct	fg-fga	pct	ft-fa	pct	off	def	tot	avg	pf	fo	ast	to	blk	stl	pts	avg
2014-15	14-0	33/2.4	1-5	.200	0-0	.000	3-3	1.000	3	3	6	0.4	3	0	1	4	1	1	5	0.4
2015-16	29-1	503/17.3	37-61	.607	0-0	.000	16-31	.516	28	96	124	4.3	88	6	36	33	27	13	90	3.1
2016-17	34-0	482/14.2	34-54	.630	0-1	.000	19-29	.655	29	84	113	3.3	77	0	56	21	29	21	87	2.6
TOTAL	77-1	1018/13.2	72-120	.600	0-1	.000	38-63	.603	60	183	243	3.2	168	6	93	58	57	35	182	2.4

at forward... a six-six freshman... from Campti, Louisiana... number two...



ADRIO BAILEY

@AdrioBailey NEWS & NOTES »

- Recorded his first career start on Feb. 11 at LSU and started back-to-back games.
- Caught the lob off a Jaylen Barford pass to slam home a monster alley-oop dunk during a 24-6 Arkansas run that allowed the Razorbacks to pull away from the Crimson Tide on Feb. 1.
- Led the team in points (14) and rebounds (7) in the 99-62 victory over Austin Peay.
- Recorded career highs in points (14), rebounds (7), assists (2) and blocks (2) against Austin Peay.
- Scored his first collegiate points against Stephen F. Austin, a back door cut for a throw down slam.
- Ranked the No. 11 player in the state of Louisiana.
- Ranked the No. 50 small forward in the 2016 class by Rivals.com.
- Averaged 19.5 points, 12.7 rebounds and 3.9 blocks per game last season as a senior in high school.

» GAME-BY-GAME STATS »

Opponent	Date	gs	min	Total		3-Pointers		Free throws		Rebounds				pf	a	t/b	blk	stl	pts	avg
				fg-fga	pct	3fg-fga	pct	ft-fa	pct	off	def	tot	avg							
FORT WAYNE	11/11/16	3	0-0	.000	0-0	.000	0-0	.000	0	1	1	1.0	1	0	1	0	0	0	0	0.0
SOUTHERN ILLINOIS	11/14/16	7	0-1	.000	0-0	.000	0-2	.000	1	0	1	1.0	1	0	3	0	0	0	0	0.0
UT ARLINGTON	11/18/16	dnp	-	-	-	-	-	-	-	-	-	-	-	-	-	-	-	-	-	-
at Minnesota	11/22/16	5	0-1	.000	0-0	.000	0-0	.000	0	1	1	1.0	0	0	0	0	0	0	0	0.0
MOUNT ST. MARY'S	11/28/16	4	0-0	.000	0-0	.000	0-0	.000	0	0	0	0.0	0	1	0	0	1	0	0	0.0
STEPHEN F. AUSTIN	12/01/16	12	1-1	1.000	0-0	.000	0-0	.000	0	0	0	0.6	4	0	1	0	0	2	0.4	
AUSTIN PEAY	12/03/16	18	7-8	.875	0-0	.000	0-0	.000	4	3	7	1.7	2	2	2	2	1	14	2.7	
HOUSTON	12/06/16	7	0-1	.000	0-0	.000	1-2	.500	1	1	2	1.7	1	1	1	0	0	1	2.4	
NORTH FLORIDA	12/10/16	6	1-1	1.000	0-0	.000	1-2	.500	1	0	1	1.6	1	0	0	0	0	3	2.5	
vs Texas	12/17/16	dnp	-	-	-	-	-	-	-	-	-	-	-	-	-	-	-	-	-	-
NORTH DAKOTA STATE	12/20/16	9	1-2	.500	0-0	.000	0-1	.000	0	1	1	1.6	0	0	0	0	1	2	2.4	
vs Sam Houston State	12/22/16	11	1-2	.500	0-0	.000	2-4	.500	0	2	2	1.6	2	0	1	1	2	4	2.6	
FLORIDA	12/29/16	3	0-0	.000	0-0	.000	0-0	.000	0	1	1	1.5	0	0	1	0	0	0	2.4	
at Tennessee	01/03/17	dnp	-	-	-	-	-	-	-	-	-	-	-	-	-	-	-	-	-	-
at Kentucky	01/07/17	4	0-0	.000	0-0	.000	0-0	.000	0	0	0	1.4	1	1	0	0	1	0	2.2	
MISSISSIPPI STATE	01/10/17	1	0-0	.000	0-0	.000	0-0	.000	0	0	0	1.3	0	0	0	0	0	0	2.0	
MISSOURI	01/14/17	4	0-1	.000	0-0	.000	0-0	.000	1	0	1	1.3	0	0	0	0	0	0	1.9	
at Texas A&M	01/17/17	dnp	-	-	-	-	-	-	-	-	-	-	-	-	-	-	-	-	-	-
LSU	01/21/17	8	0-0	.000	0-0	.000	0-0	.000	1	3	4	1.5	2	1	0	0	0	0	1.7	
at Vanderbilt	01/24/17	dnp	-	-	-	-	-	-	-	-	-	-	-	-	-	-	-	-	-	-
at Oklahoma State	01/28/17	12	1-1	1.000	0-0	.000	0-0	.000	0	4	4	1.6	1	1	0	0	0	2	1.8	
ALABAMA	02/01/17	11	3-3	1.000	0-0	.000	1-3	.333	1	2	3	1.7	3	0	0	1	1	7	2.1	
at Missouri	02/04/17	4	0-0	.000	0-0	.000	0-0	.000	0	1	1	1.7	1	0	0	0	0	0	1.9	
VANDERBILT	02/07/17	15	2-4	.500	0-0	.000	0-0	.000	2	2	4	1.8	2	0	0	2	1	4	2.1	
at LSU	02/11/17	9	1-2	.500	0-0	.000	0-2	.000	0	0	0	1.7	0	0	0	1	0	2	2.1	
at South Carolina	02/15/17	6	0-1	.000	0-0	.000	0-0	.000	0	0	0	1.6	0	0	0	0	1	0	2.0	
OLE MISS	02/18/17	3	1-3	.333	0-0	.000	0-1	.000	1	0	1	1.6	1	0	0	0	0	2	2.0	
TEXAS A&M	02/22/17	7	0-1	.000	0-0	.000	1-2	.500	0	0	0	1.5	1	0	0	0	2	1	1.9	
at Auburn	02/25/17	3	0-0	.000	0-0	.000	0-0	.000	0	0	0	1.5	1	0	0	0	0	0	1.8	
at Florida	03/01/17	dnp	-	-	-	-	-	-	-	-	-	-	-	-	-	-	-	-	-	-
GEORGIA	03/04/17	2	1-1	1.000	0-0	.000	0-0	.000	0	0	0	1.4	0	0	0	0	0	2	1.8	
vs Ole Miss	03/10/17	dnp	-	-	-	-	-	-	-	-	-	-	-	-	-	-	-	-	-	-
vs Vanderbilt	03/11/17	7	0-1	.000	0-0	.000	0-0	.000	0	0	0	1.3	1	0	0	0	0	0	1.8	
vs Kentucky	03/12/17	dnp	-	-	-	-	-	-	-	-	-	-	-	-	-	-	-	-	-	-
Totals		2	181	20-35	.571	0-0	.000	6-19	.316	13	22	35	1.3	26	7	10	7	11	46	1.8

Games played: 26
 Minutes/game: 7.0
 Points/game: 1.8
 FG Pct: 57.1
 FT Pct: 31.6

Rebounds/game: 1.3
 Assists/game: 0.3
 Turnovers/game: 0.4
 Assist/turnover ratio: 0.7
 Steals/game: 0.4
 Blocks/game: 0.3

» SEASON/CAREER HIGHS »

POINTS
 Season: 14 vs. Austin Peay (12/3/16)
 Career: 14 vs. Austin Peay (12/3/16)

FIELD GOALS
 Season: 7 vs. Austin Peay (12/3/16)
 Career: 7 vs. Austin Peay (12/3/16)

FIELD GOALS ATTEMPTED
 Season: 8 vs. Austin Peay (12/3/16)
 Career: 8 vs. Austin Peay (12/3/16)

3-POINT FIELD GOALS
 Season: --
 Career: --

3-POINT FG ATTEMPTS
 Season: --
 Career: --

FREE THROWS MADE
 Season: 2 vs. Sam Houston State (12/22/16)
 Career: 2 vs. Sam Houston State (12/22/16)

FREE THROWS ATTEMPTS
 Season: 4 vs. Sam Houston State (12/22/16)
 Career: 4 vs. Sam Houston State (12/22/16)

REBOUNDS
 Season: 7 vs. Austin Peay (12/3/16)
 Career: 7 vs. Austin Peay (12/3/16)

ASSISTS
 Season: 2 vs. Austin Peay (12/3/16)
 Career: 2 vs. Austin Peay (12/3/16)

STEALS
 Season: 2 (2x) last vs. Texas A&M (2/22/17)
 Career: 2 (2x) last vs. Texas A&M (2/22/17)

BLOCKS
 Season: 2 (2x) last vs. Vanderbilt (2/7/17)
 Career: 2 (2x) last vs. Vanderbilt (2/7/17)

MINUTES
 Season: 18 vs. Austin Peay (12/3/16)
 Career: 18 vs. Austin Peay (12/3/16)

» CAREER STATISTICS AT ARKANSAS »

Season	gp-gs	min/avg	Total		3-Point		F-Throws		Rebounds				Scoring							
			fg-fga	pct	fg-fga	pct	ft-fa	pct	off	def	tot	avg	pf	fo	ast	to	blk	stl	pts	avg
2016-17	26-2	181/7.0	20-35	.571	0-0	.000	6-19	.316	13	22	35	1.3	26	0	7	10	7	11	46	1.8
TOTAL	26-2	181/7.0	20-35	.571	0-0	.000	6-19	.316	13	22	35	1.3	26	0	7	10	7	11	46	1.8

at guard... a six-three redshirt-senior... from Little Rock, Arkansas... number three...



DUSTY HANNAHS

» @D_Hannahs NEWS & NOTES »

- Named second team All-SEC by NBCSports.com on March 7.
- Became the 41st player in school history to eclipse 1,000 career points and the fifth to do it in two seasons.
- Scored 20 points at South Carolina on Feb. 15, including 9 consecutive points in less than 2 minutes.
- Recorded a season-high 24 points against Vanderbilt on Feb. 7 to go along with five rebounds and two assists.
- Went 5-of-6 from behind the arc on Feb. 1 against Alabama, finishing with a game-high 19 pts off the bench.
- Has scored in double figures in 37 of the last 41 contests, including 15 of the last 16.
- Is 102-of-113 (.903) from the charity stripe this season to lead the SEC and rank 13th in the country.
- Scored 14 of Arkansas' final 21 points in the final 4:38 to comeback and defeat Vanderbilt on the road.
- Took his last final exam on Dec. 14 and finished his degree from the Walton College of Business.
- Named to the Preseason Second Team All-SEC as voted on by the league coaches.
- One of 20 players on the Jerry West Shooting Guard of the Year Award watch list.
- Ranked No. 97 player in the nation by CBS Sports.

» GAME-BY-GAME STATS »

Opponent	Date	gs	min	Total		3-Pointers		Free throws		Rebounds					pts	avg					
				fg-fga	pct	3fg-fga	pct	ft-fa	pct	off	def	tot	avg	pf			a	t/o	blk	stl	
FORT WAYNE	11/11/16	*	30	7-17	.412	1-6	.167	8-10	.800	1	0	1	1.0	1	2	1	0	1	23	23.0	
SOUTHERN ILLINOIS	11/14/16	*	20	5-7	.714	5-6	.833	4-4	1.000	1	4	5	3.0	2	1	1	0	0	19	21.0	
UT ARLINGTON	11/18/16	*	27	2-10	.200	2-7	.286	5-6	.833	1	0	1	2.3	1	2	0	0	1	11	17.7	
at Minnesota	11/22/16	*	29	7-12	.583	1-2	.500	5-5	1.000	1	1	2	2.3	1	0	3	0	0	20	18.3	
MOUNT ST. MARY'S	11/28/16	*	20	4-14	.286	0-5	.000	4-4	1.000	1	1	2	2.2	1	1	1	0	1	12	17.0	
STEPHEN F. AUSTIN	12/01/16	*	24	5-9	.556	0-2	.000	5-5	1.000	0	0	0	1.8	1	2	1	0	1	15	16.7	
AUSTIN PEAY	12/03/16	*	17	5-12	.417	3-5	.600	0-0	.000	0	1	1	1.7	2	0	0	0	0	13	16.1	
HOUSTON	12/06/16	17	6-11	.545	2-5	.400	3-3	1.000	1	0	1	1.6	2	1	2	0	0	0	17	16.3	
NORTH FLORIDA	12/10/16	25	5-10	.500	2-6	.333	5-5	1.000	0	1	1	1.6	0	3	2	1	0	0	17	16.3	
vs Texas	12/17/16	24	5-11	.455	3-6	.500	2-3	.667	0	0	0	1.4	3	1	2	0	2	15	16.2		
NORTH DAKOTA STATE	12/20/16	19	4-10	.400	3-7	.429	0-0	.000	0	2	2	1.5	1	3	2	0	1	11	15.7		
vs Sam Houston State	12/22/16	*	23	2-7	.286	1-5	.200	1-2	.500	1	3	4	1.7	2	1	3	0	0	6	14.9	
FLORIDA	12/29/16	*	27	4-9	.444	2-6	.333	1-1	1.000	0	2	2	1.7	1	0	2	1	1	11	14.6	
at Tennessee	01/03/17	*	27	5-8	.625	2-4	.500	1-1	1.000	0	2	2	1.7	3	1	0	0	0	13	14.5	
at Kentucky	01/07/17	*	22	2-12	.167	0-5	.000	2-2	1.000	0	1	1	1.7	4	2	0	0	0	6	13.9	
MISSISSIPPI STATE	01/10/17	27	6-13	.462	3-7	.429	2-2	1.000	1	2	3	1.8	2	1	1	0	1	17	14.1		
MISSOURI	01/14/17	25	5-11	.455	2-5	.400	4-4	1.000	1	2	3	1.8	1	3	2	0	0	0	16	14.2	
at Texas A&M	01/17/17	27	3-7	.429	2-4	.500	1-2	.500	0	1	1	1.8	1	1	1	0	1	9	13.9		
LSU	01/21/17	17	3-7	.429	2-3	.667	6-6	1.000	2	1	3	1.8	1	0	4	0	0	0	14	13.9	
at Vanderbilt	01/24/17	24	5-13	.385	0-6	.000	7-9	.778	0	0	0	1.8	2	2	1	0	0	0	17	14.1	
at Oklahoma State	01/28/17	24	4-10	.400	0-3	.000	5-6	.833	1	2	3	1.8	3	0	3	0	0	0	13	14.0	
ALABAMA	02/01/17	17	7-9	.778	5-6	.833	0-0	.000	0	0	0	1.7	3	1	2	0	0	0	19	14.3	
at Missouri	02/04/17	25	3-8	.375	2-5	.400	4-4	1.000	0	0	0	1.7	1	2	2	0	0	0	12	14.2	
VANDERBILT	02/07/17	*	35	10-19	.526	3-6	.500	1-2	.500	4	1	5	1.8	3	2	2	0	1	24	14.6	
at LSU	02/11/17	*	24	6-14	.429	5-10	.500	0-0	.000	0	2	2	1.8	2	0	2	0	1	17	14.7	
at South Carolina	02/15/17	*	34	8-14	.571	4-7	.571	0-0	.000	0	2	2	1.8	2	1	2	0	0	20	14.9	
OLE MISS	02/18/17	*	23	3-11	.273	1-6	.167	2-2	1.000	0	2	2	1.8	1	0	1	0	0	9	14.7	
TEXAS A&M	02/22/17	*	25	4-5	.800	1-2	.500	2-3	.667	1	2	3	1.9	1	1	1	0	1	11	14.5	
at Auburn	02/25/17	*	26	7-14	.500	3-7	.429	1-1	1.000	1	1	2	1.9	1	2	1	0	2	18	14.7	
at Florida	03/01/17	*	30	3-9	.333	3-6	.500	4-4	1.000	1	0	1	1.8	2	0	1	0	0	13	14.6	
GEORGIA	03/04/17	*	24	4-9	.444	3-8	.375	4-4	1.000	0	1	1	1.8	3	2	1	0	0	15	14.6	
vs Ole Miss	03/10/17	*	25	4-12	.333	1-6	.167	4-4	1.000	0	0	0	1.8	1	1	0	0	0	13	14.6	
vs Vanderbilt	03/11/17	*	29	5-12	.417	2-5	.400	4-4	1.000	0	1	1	1.7	2	1	2	1	0	16	14.6	
vs Kentucky	03/12/17	*	27	4-12	.333	1-5	.200	5-5	1.000	0	0	0	1.7	3	0	2	0	0	14	14.6	
Totals			21	843	162-368	.440	70-184	.380	102-113	.903	19	38	57	1.7	60	40	51	3	15	496	14.6

Games played: 34
 Minutes/game: 24.8
 Points/game: 14.6
 FG Pct: 44.0
 3FG Pct: 38.0
 FT Pct: 90.3

Rebounds/game: 1.7
 Assists/game: 1.2
 Turnovers/game: 1.5
 Assist/turnover ratio: 0.8
 Steals/game: 0.4
 Blocks/game: 0.1

» SEASON/CAREER HIGHS »

POINTS

Season: 24 vs. Vanderbilt (2/7/17)
 Career: 33 vs. Florida (3/10/16)

FIELD GOALS

Season: 10 vs. Vanderbilt (2/7/17)
 Career: 12 vs. Florida (3/10/16)

FIELD GOALS ATTEMPTED

Season: 19 vs. Vanderbilt (2/7/17)
 Career: 23 vs. Florida (3/10/16)

3-POINT FIELD GOALS

Season: 5 (3x) last at LSU (2/11/17)
 Career: 8 vs. Mississippi State (1/9/16)

3-POINT FG ATTEMPTS

Season: 10 at LSU (2/11/17)
 Career: 13 vs. Mississippi State (1/9/16)

FREE THROWS MADE

Season: 8 vs. Fort Wayne (11/11/16)
 Career: 10 vs. Evansville (12/8/15)

FREE THROWS ATTEMPTS

Season: 10 vs. Fort Wayne (11/11/16)
 Career: 10 (3x) last vs. Fort Wayne (11/11/16)

REBOUNDS

Season: 5 (2x) last vs. Vanderbilt (2/7/17)
 Career: 6 (2x) last vs. Missouri (2/20/16)

ASSISTS

Season: 3 (3x) last vs. Missouri (1/14/17)
 Career: 6 at West Virginia (1/22/14)^

STEALS

Season: 2 (2x) last vs. Auburn (2/25/17)
 Career: 3 (2x) last vs. Mississippi State (1/9/15)

BLOCKS

Season: 1 (3x) vs. Vanderbilt (3/11/17)
 Career: 1 (5x) vs. Vanderbilt (3/11/17)

MINUTES

Season: 35 vs. Vanderbilt (2/7/17)
 Career: 40 vs. Texas Tech (1/30/16)

^ - at Texas Tech

» CAREER STATISTICS AT ARKANSAS »

Season	gp-gs	min/avg	Total		3-Point		F-Throws		Rebounds					Scoring						
			fg-fga	pct	fg-fga	pct	ft-fa	pct	off	def	tot	avg	pf	fo	ast	to	blk	stl	pts	avg
2015-16	32-20	866/27.1	174-380	.458	81-187	.433	100-115	.870	19	58	77	2.4	68	0	29	41	0	20	529	16.5
2016-17	34-21	843/24.8	162-368	.440	70-184	.380	102-113	.903	19	38	57	1.7	60	0	40	51	3	15	496	14.6
TOTAL	66-41	1709/25.9	336-748	.449	151-371	.407	202-228	.886	38	96	134	2.0	128	0	69	92	3	35	1025	15.5

at guard... a six-three junior... from Little Rock, Arkansas... number four...



DARYL MACCON

» @YoD4 NEWS & NOTES »

- Named to the SEC All-Tournament team after averaging 16.7 ppg in the SEC Tournament
- Became the fifth Razorback in the last 10 years to be selected as a part of the team.
- Named SEC Player of the Week (Feb. 20) after averaging 21.5 points per game in two wins.
- Scored career-high 30 points on 10-of-13 shooting, including 6-of-9 from behind the arc, in an 18-point victory over Ole Miss on Feb. 18.
- Is one of four Razorbacks in the SEC era to score 30 points in a game off the bench.
- In the final minute of games this season, he is 27-of-30 (.900) from the free throw line.
- Is 127-of-145 (.876) from the charity stripe this season to rank 5th in the SEC and 37th in the country.
- Has two 12+ made free throw performances this season (12-of-13 at Tennessee; 14-of-14 vs. Texas).
- Was named the Lone Star Shootout MVP, scoring 23 points in a win over Texas.
- His 14-of-14 free throw performance vs. Texas was the 2nd most makes in program history without a miss.
- Is the only player in the last 30 years to have 13+ points, 7+ rebounds, 5+ assists and 4+ steals in his Razorback debut. (Via @HogStats)

» GAME-BY-GAME STATS »

Opponent	Date	gs	min	Total		3-Pointers		Free throws		Rebounds				Scoring							
				fg-fga	pct	3fg-fga	pct	ft-fa	pct	off	def	tot	avg	pf	a	to	blk	stl	pts	avg	
FORT WAYNE	11/11/16	*	33	5-11	.455	2-6	.333	1-2	.500	2	5	7	7.0	3	5	4	0	4	13	13.0	
SOUTHERN ILLINOIS	11/14/16	*	20	4-6	.667	4-6	.667	0-0	.000	0	2	2	4.5	2	5	0	1	1	12	12.5	
UT ARLINGTON	11/18/16	*	26	2-6	.333	0-3	.000	3-4	.750	0	2	2	3.7	4	0	1	0	2	7	10.7	
at Minnesota	11/22/16	*	26	4-11	.364	0-4	.000	4-4	1.000	1	4	5	4.0	1	1	5	0	2	12	11.0	
MOUNT ST. MARY'S	11/28/16	*	18	4-7	.571	2-3	.667	5-6	.833	0	0	0	3.2	3	2	1	0	0	15	11.8	
STEPHEN F. AUSTIN	12/01/16	*	22	3-8	.375	1-4	.250	0-0	.000	0	0	0	2.7	3	5	1	0	2	7	11.0	
AUSTIN PEAY	12/03/16	*	15	4-7	.571	0-3	.000	0-0	.000	0	4	4	2.9	2	1	1	0	1	8	10.6	
HOUSTON	12/06/16	*	30	5-9	.556	3-4	.750	4-5	.800	1	2	3	2.9	1	3	3	0	1	17	11.4	
NORTH FLORIDA	12/10/16	*	23	3-6	.500	2-5	.400	5-5	1.000	0	4	4	3.0	2	4	3	0	3	13	11.6	
vs Texas	12/17/16	*	29	4-12	.333	1-5	.200	14-14	1.000	1	3	4	3.1	1	3	1	0	1	23	12.7	
NORTH DAKOTA STATE	12/20/16	*	24	5-12	.417	3-5	.600	2-2	1.000	4	2	6	3.4	0	5	4	0	1	15	12.9	
vs Sam Houston State	12/22/16	*	23	6-9	.667	2-5	.400	3-3	1.000	0	1	1	3.2	1	1	1	0	2	17	13.3	
FLORIDA	12/29/16	*	33	7-10	.700	3-5	.600	5-6	.833	0	4	4	3.2	2	1	1	0	1	22	13.9	
at Tennessee	01/03/17	*	26	1-6	.167	1-4	.250	12-13	.923	0	2	2	3.1	1	1	3	0	0	15	14.0	
at Kentucky	01/07/17	*	26	5-12	.417	3-7	.429	2-2	1.000	0	0	0	2.9	3	1	0	0	0	15	14.1	
MISSISSIPPI STATE	01/10/17	*	24	3-7	.429	1-4	.250	1-1	1.000	0	1	1	2.8	2	2	2	0	0	8	13.7	
MISSOURI	01/14/17	*	27	6-11	.545	4-8	.500	1-2	.500	1	3	4	2.9	3	6	2	0	2	17	13.9	
at Texas A&M	01/17/17	*	26	3-10	.300	1-5	.200	9-12	.750	0	4	4	2.9	0	1	3	1	1	16	14.0	
LSU	01/21/17	*	31	4-9	.444	3-7	.429	4-4	1.000	3	4	7	3.2	3	1	2	0	1	15	14.1	
at Vanderbilt	01/24/17	*	32	2-8	.250	1-4	.250	7-7	1.000	1	3	4	3.2	2	1	3	0	0	12	14.0	
at Oklahoma State	01/28/17	*	25	0-8	.000	0-6	.000	0-0	.000	0	1	1	3.1	3	1	0	0	0	13	13.3	
ALABAMA	02/01/17	*	27	4-8	.500	3-4	.750	1-1	1.000	0	1	1	3.0	2	4	1	0	0	12	13.2	
at Missouri	02/04/17	*	29	4-9	.444	3-6	.500	4-5	.800	0	3	3	3.0	5	3	4	0	1	15	13.3	
VANDERBILT	02/07/17	*	27	2-9	.222	1-5	.200	0-0	.000	0	0	0	2.9	1	0	0	0	1	5	13.0	
at LSU	02/11/17	*	28	5-11	.455	2-7	.286	5-7	.714	0	0	0	2.8	0	0	2	0	0	17	13.1	
at South Carolina	02/15/17	*	21	3-6	.500	1-2	.500	6-6	1.000	0	1	1	2.7	1	1	0	0	2	13	13.1	
OLE MISS	02/18/17	*	24	10-13	.769	6-9	.667	4-5	.800	0	1	1	2.6	2	2	2	0	1	30	13.7	
TEXAS A&M	02/22/17	*	25	3-7	.429	1-4	.250	5-6	.833	0	0	0	2.5	1	4	1	0	1	12	13.7	
at Auburn	02/25/17	*	21	4-5	.800	2-3	.667	3-4	.750	0	1	1	2.5	1	2	4	0	1	13	13.7	
at Florida	03/01/17	*	22	2-4	.500	2-2	1.000	2-2	1.000	1	4	5	2.6	0	2	1	0	1	8	13.5	
GEORGIA	03/04/17	*	18	1-8	.125	0-4	.000	1-1	1.000	0	1	1	2.5	0	2	1	0	0	3	13.1	
vs Ole Miss	03/10/17	*	24	3-10	.300	2-5	.400	9-10	.900	1	3	4	2.6	3	3	2	0	1	17	13.3	
vs Vanderbilt	03/11/17	*	19	6-10	.600	1-4	.250	2-2	1.000	0	3	3	2.6	2	2	2	0	2	15	13.3	
vs Kentucky	03/12/17	*	31	7-11	.636	1-4	.250	3-4	.750	1	3	4	2.6	3	1	1	0	2	18	13.4	
Totals			21	855	134-296	.453	62-162	.383	127-145	.876	17	72	89	2.6	64	76	62	2	38	457	13.4

Games played: 34
 Minutes/game: 25.1
 Points/game: 13.4
 FG Pct: 45.3
 3FG Pct: 38.3
 FT Pct: 87.6

Rebounds/game: 2.6
 Assists/game: 2.2
 Turnovers/game: 1.8
 Assist/turnover ratio: 1.2
 Steals/game: 1.1
 Blocks/game: 0.1

» SEASON/CAREER HIGHS »

POINTS

Season: 30 vs. Ole Miss (2/18/17)
 Career: 30 vs. Ole Miss (2/18/17)

FIELD GOALS

Season: 10 vs. Ole Miss (2/18/17)
 Career: 10 vs. Ole Miss (2/18/17)

FIELD GOALS ATTEMPTED

Season: 13 vs. Ole Miss (2/18/17)
 Career: 13 vs. Ole Miss (2/18/17)

3-POINT FIELD GOALS

Season: 6 vs. Ole Miss (2/18/17)
 Career: 6 vs. Ole Miss (2/18/17)

3-POINT FG ATTEMPTS

Season: 8 vs. Missouri (1/14/17)
 Career: 8 vs. Missouri (1/14/17)

FREE THROWS MADE

Season: 14 vs. Texas (12/17/16)
 Career: 14 vs. Texas (12/17/16)

FREE THROWS ATTEMPTS

Season: 14 vs. Texas (12/17/16)
 Career: 14 vs. Texas (12/17/16)

REBOUNDS

Season: 7 (2x) last vs. LSU (1/21/17)
 Career: 7 (2x) last vs. LSU (1/21/17)

ASSISTS

Season: 6 vs. Missouri (1/14/17)
 Career: 6 vs. Missouri (1/14/17)

STEALS

Season: 4 vs. Fort Wayne (11/11/16)
 Career: 4 vs. Fort Wayne (11/11/16)

BLOCKS

Season: 1 (2x) last at Texas A&M (1/17/17)
 Career: 1 (2x) last at Texas A&M (1/17/17)

MINUTES

Season: 33 (2x) last vs. No. 25 Florida (12/29/16)
 Career: 33 (2x) last vs. No. 25 Florida (12/29/16)

» CAREER STATISTICS AT ARKANSAS »

Season	gp-gs	min/avg	Total		3-Point		F-Throws		Rebounds				Scoring							
			fg-fga	pct	fg-fga	pct	ft-fa	pct	off	def	tot	avg	pf	fo	ast	to	blk	stl	pts	avg
2016-17	34-21	855/25.1	134-296	.453	62-162	.383	127-145	.876	17	72	89	2.6	64	1	76	62	2	38	457	13.4
TOTAL	34-21	855/25.1	134-296	.453	62-162	.383	127-145	.876	17	72	89	2.6	64	1	76	62	2	38	457	13.4

at forward... a six-eight junior... from St. Louis, Missouri... number five...



ARLANDO COOK

» @ ballxbooks NEWS & NOTES »

- Had eight points in the first half at Auburn, going 3-for-3 from the floor and 2-for-2 from the charity stripe.
- Had a season-high seven rebounds at Texas A&M in Arkansas' comeback win over the Aggies on Jan. 17.
- Has a rebound in 27 of the last 29 games and has scored in 24 of 34 games this season.
- Had a career-high three blocks and six rebounds against Sam Houston State in 15 minutes of action.
- Went 4-for-4 from the charity stripe in the final two minutes against Texas.
- Junior college transfer from Connors State College
- Ranked as the No. 6 junior college transfer in the 2016 class.
- Averaged 16.0 points and 10.1 rebounds per game last season as a sophomore at Connors State College.

» GAME-BY-GAME STATS »

Opponent	Date	gs	min	Total		3-Pointers		Free throws		Rebounds				pf	a	t/o	blk	stl	pts	avg	
				fg-fga	pct	3fg-fga	pct	ft-fa	pct	off	def	tot	avg								
FORT WAYNE	11/11/16	5	0-0	.000	0-0	.000	0-0	.000	0	0	0	0	3	0	2	0	0	0	0	0.0	
SOUTHERN ILLINOIS	11/14/16	13	4-8	.500	0-0	.000	1-1	1.000	0	2	2	1.0	0	0	1	1	1	1	1	9	4.5
UT ARLINGTON	11/18/16	13	0-2	.000	0-0	.000	1-2	.500	1	0	1	1.0	0	0	1	1	1	1	1	1	3.3
at Minnesota	11/22/16	14	2-3	.667	0-0	.000	0-0	.000	0	0	0	0.8	4	0	3	1	1	4	3.5		
MOUNT ST. MARY'S	11/28/16	13	1-4	.250	0-0	.000	1-2	.500	0	2	2	1.0	1	1	0	0	0	3	3.4		
STEPHEN F. AUSTIN	12/01/16	9	1-2	.500	0-0	.000	0-0	.000	1	0	1	1.0	0	0	0	0	0	2	3.2		
AUSTIN PEAY	12/03/16	15	2-4	.500	0-0	.000	0-0	.000	3	0	3	1.3	1	2	0	0	1	4	3.3		
HOUSTON	12/06/16	10	0-1	.000	0-0	.000	0-0	.000	1	0	1	1.3	0	0	0	0	0	0	2.9		
NORTH FLORIDA	12/10/16	12	2-4	.500	0-0	.000	0-0	.000	3	1	4	1.6	2	0	1	0	2	4	3.0		
vs Texas	12/17/16	17	1-1	1.000	0-0	.000	4-4	1.000	0	2	2	1.6	4	1	0	1	1	6	3.3		
NORTH DAKOTA STATE	12/20/16	13	1-3	.333	0-0	.000	2-2	1.000	1	2	3	1.7	0	1	0	0	0	4	3.4		
vs Sam Houston State	12/22/16	15	2-3	.667	0-0	.000	0-0	.000	0	6	6	2.1	3	0	1	3	0	4	3.4		
FLORIDA	12/29/16	21	2-5	.400	0-0	.000	4-4	1.000	0	2	2	2.1	3	1	1	1	0	8	3.8		
at Tennessee	01/03/17	* 11	0-2	.000	0-0	.000	1-2	.500	1	2	3	2.1	3	0	1	0	0	1	3.6		
at Kentucky	01/07/17	* 15	3-5	.600	0-0	.000	0-0	.000	0	1	1	2.1	0	0	0	0	1	6	3.7		
MISSISSIPPI STATE	01/10/17	* 11	1-3	.333	0-0	.000	1-2	.500	1	2	3	2.1	2	1	1	0	0	3	3.7		
MISSOURI	01/14/17	7	0-0	.000	0-0	.000	0-0	.000	0	1	1	2.1	0	0	0	0	0	0	3.5		
at Texas A&M	01/17/17	21	3-4	.750	0-0	.000	0-1	.000	2	5	7	2.3	4	2	0	1	2	6	3.6		
LSU	01/21/17	* 19	2-3	.667	0-0	.000	4-7	.571	2	4	6	2.5	5	2	2	0	0	8	3.8		
at Vanderbilt	01/24/17	* 12	1-5	.200	0-0	.000	0-0	.000	3	1	4	2.6	2	0	0	0	0	2	3.8		
at Oklahoma State	01/28/17	* 7	0-2	.000	0-0	.000	0-0	.000	1	0	1	2.5	1	0	2	0	0	0	3.6		
ALABAMA	02/01/17	* 11	1-1	1.000	0-0	.000	0-0	.000	1	0	1	2.5	3	0	2	0	0	2	3.5		
at Missouri	02/04/17	10	2-5	.400	0-0	.000	1-4	.250	4	1	5	2.6	1	0	0	0	0	5	3.6		
VANDERBILT	02/07/17	3	0-0	.000	0-0	.000	0-0	.000	0	1	1	2.5	0	0	0	0	0	0	3.4		
at LSU	02/11/17	5	0-2	.000	0-0	.000	0-0	.000	0	2	2	2.5	1	0	0	1	0	0	3.3		
at South Carolina	02/15/17	2	0-0	.000	0-0	.000	0-0	.000	0	0	0	2.4	2	0	0	0	0	0	3.2		
OLE MISS	02/18/17	7	0-1	.000	0-0	.000	0-0	.000	0	3	3	2.4	1	0	0	0	0	0	3.0		
TEXAS A&M	02/22/17	7	2-2	1.000	0-0	.000	0-0	.000	0	0	0	2.3	1	0	1	0	0	4	3.1		
at Auburn	02/25/17	19	3-3	1.000	0-0	.000	2-2	1.000	0	4	4	2.4	3	1	1	1	0	8	3.2		
at Florida	03/01/17	12	1-2	.500	0-0	.000	0-0	.000	0	1	1	2.3	0	0	0	0	0	2	3.2		
GEORGIA	03/04/17	15	1-1	1.000	0-0	.000	2-2	1.000	0	3	3	2.4	4	0	3	1	0	4	3.2		
vs Ole Miss	03/10/17	14	1-5	.200	0-0	.000	0-0	.000	3	2	5	2.4	2	0	0	1	0	2	3.2		
vs Vanderbilt	03/11/17	9	0-1	.000	0-0	.000	0-0	.000	0	3	3	2.5	4	0	0	0	0	0	3.1		
vs Kentucky	03/12/17	8	0-1	.000	0-0	.000	0-2	.000	1	1	2	2.4	0	0	0	0	0	0	3.0		
Totals		7	395	39-88	.443	0-0	.000	24-37	.649	29	54	83	2.4	60	12	23	13	10	102	3.0	

Games played: 34
 Minutes/game: 11.6
 Points/game: 3.0
 FG Pct: 44.3
 FT Pct: 64.9

Rebounds/game: 2.4
 Assists/game: 0.4
 Turnovers/game: 0.7
 Assist/turnover ratio: 0.5
 Steals/game: 0.3
 Blocks/game: 0.4

» SEASON/CAREER HIGHS »

POINTS
 Season: 9 vs. Southern Illinois (11/14/16)
 Career: 9 vs. Southern Illinois (11/14/16)

FIELD GOALS
 Season: 4 vs. Southern Illinois (11/14/16)
 Career: 4 vs. Southern Illinois (11/14/16)

FIELD GOALS ATTEMPTED
 Season: 8 vs. Southern Illinois (11/14/16)
 Career: 8 vs. Southern Illinois (11/14/16)

3-POINT FIELD GOALS
 Season: --
 Career: --

3-POINT FG ATTEMPTS
 Season: --
 Career: --

FREE THROWS MADE
 Season: 4 (3x) last vs. LSU (1/21/17)
 Career: 4 (3x) last vs. LSU (1/21/17)

FREE THROWS ATTEMPTS
 Season: 7 vs. LSU (1/21/17)
 Career: 7 vs. LSU (1/21/17)

REBOUNDS
 Season: 7 at Texas A&M (1/17/17)
 Career: 7 at Texas A&M (1/17/17)

ASSISTS
 Season: 2 (3x) last vs. LSU (1/21/17)
 Career: 2 (3x) last vs. LSU (1/21/17)

STEALS
 Season: 2 (2x) last at Texas A&M (1/17/17)
 Career: 2 (2x) last at Texas A&M (1/17/17)

BLOCKS
 Season: 3 vs. Sam Houston State (12/22/16)
 Career: 3 vs. Sam Houston State (12/22/16)

MINUTES
 Season: 21 (2x) last at Texas A&M (1/17/17)
 Career: 21 (2x) last at Texas A&M (1/17/17)

» CAREER STATISTICS AT ARKANSAS »

Season	gp-gs	min/avg	Total		3-Point		F-Throws		Rebounds				Scoring							
			fg-fga	pct	fg-fga	pct	ft-fa	pct	off	def	tot	avg	pf	fo	ast	to	blk	stl	pts	avg
2016-17	34-7	395/11.6	39-88	.443	0-0	.000	24-37	.649	29	54	83	2.4	60	1	12	23	13	10	102	3.0
TOTAL	34-7	395/11.6	39-88	.443	0-0	.000	24-37	.649	29	54	83	2.4	60	1	12	23	13	10	102	3.0

at forward... a **six-eight** freshman... from Fort Wayne, Indiana... number **twelve**...



BRACHENHAZEN

» @Brachen_NEWS & NOTES »

- Pulled down a career-high five rebounds in only seven minutes against Sam Houston State.
- Tipped in his first points as a Razorback against Austin Peay off an offensive rebound.
- Saw his first action as a Razorback against Southern Illinois.
- Ranked the No. 7 player in the state of Indiana.
- No. 50 small forward in the 2016 class by 247Sports.
- Averaged 16.1 points, 9.3 rebounds, 2.6 assists, 1.4 steals and 1.8 blocks per game as a senior at Columbia City High School.

» GAME-BY-GAME STATS »

Opponent	Date	gs	min	Total		3-Pointers		Free throws		Rebounds				pf	a	t/o	blk	stl	pts	avg
				fg-fga	pct	3fg-fga	pct	ft-fga	pct	off	def	tot	avg							
FORT WAYNE	11/11/16		dnp																	
SOUTHERN ILLINOIS	11/14/16	8		0-0	.000	0-0	.000	0-0	.000	1	1	2	2.0	3	0	4	0	0	0	0.0
UT ARLINGTON	11/18/16		dnp																	
at Minnesota	11/22/16	3		0-0	.000	0-0	.000	0-0	.000	0	0	0	1.0	0	0	0	0	0	0.0	
MOUNT ST. MARY'S	11/28/16	1		0-0	.000	0-0	.000	0-2	.000	0	0	0	0.7	0	0	0	0	0	0.0	
STEPHEN F. AUSTIN	12/01/16	2		0-0	.000	0-0	.000	0-0	.000	0	1	1	0.8	0	0	0	0	0	0.0	
AUSTIN PEAY	12/03/16	9		1-2	.500	0-0	.000	0-0	.000	1	0	1	0.8	1	0	0	0	2	0.4	
HOUSTON	12/06/16		dnp																	
NORTH FLORIDA	12/10/16	1		0-0	.000	0-0	.000	0-0	.000	0	0	0	0.7	0	0	0	0	0	0.3	
vs Texas	12/17/16		dnp																	
NORTH DAKOTA STATE	12/20/16	1		0-0	.000	0-0	.000	1-2	.500	0	0	0	0.6	0	0	0	0	1	0.4	
vs Sam Houston State	12/22/16	7		0-2	.000	0-1	.000	0-0	.000	0	5	5	1.1	1	1	0	0	0	0.4	
FLORIDA	12/29/16		dnp																	
at Tennessee	01/03/17		dnp																	
at Kentucky	01/07/17	1		0-0	.000	0-0	.000	0-0	.000	0	0	0	1.0	0	0	0	0	0	0.3	
MISSISSIPPI STATE	01/10/17		dnp																	
MISSOURI	01/14/17	1		0-0	.000	0-0	.000	0-0	.000	0	1	1	1.0	0	0	0	0	0	0.3	
at Texas A&M	01/17/17		dnp																	
LSU	01/21/17		dnp																	
at Vanderbilt	01/24/17		dnp																	
at Oklahoma State	01/28/17		dnp																	
ALABAMA	02/01/17	3		0-1	.000	0-0	.000	0-0	.000	0	0	0	0.9	0	0	0	0	0	0.3	
at Missouri	02/04/17		dnp																	
VANDERBILT	02/07/17		dnp																	
at LSU	02/11/17		dnp																	
at South Carolina	02/15/17		dnp																	
OLE MISS	02/18/17	2		0-1	.000	0-1	.000	0-0	.000	0	1	1	0.9	0	1	0	0	0	0.3	
TEXAS A&M	02/22/17		dnp																	
at Auburn	02/25/17		dnp																	
at Florida	03/01/17		dnp																	
GEORGIA	03/04/17	2		0-0	.000	0-0	.000	0-0	.000	0	1	1	0.9	0	0	0	0	0	0.2	
vs Ole Miss	03/10/17		dnp																	
vs Vanderbilt	03/11/17		dnp																	
vs Kentucky	03/12/17	1		0-0	.000	0-0	.000	0-0	.000	0	0	0	0.9	0	0	0	0	0	0.2	
Totals		0	42	1-6	.167	0-2	.000	1-4	.250	2	10	12	0.9	5	2	4	0	3	0.2	

Games played: 14
 Minutes/game: 3.0
 Points/game: 0.2
 FG Pct: 16.7
 3FG Pct: 0.0
 FT Pct: 25.0

Rebounds/game: 0.9
 Assists/game: 0.1
 Turnovers/game: 0.3
 Assist/turnover ratio: 0.5

» SEASON/CAREER HIGHS »

POINTS

Season: 2 vs. Austin Peay (12/3/16)
 Career: 2 vs. Austin Peay (12/3/16)

FIELD GOALS

Season: 1 vs. Austin Peay (12/3/16)
 Career: 1 vs. Austin Peay (12/3/16)

FIELD GOALS ATTEMPTED

Season: 2 (2x) last vs. Sam Houston State (12/22/16)
 Career: 2 (2x) last vs. Sam Houston State (12/22/16)

3-POINT FIELD GOALS

Season: --
 Career: --

3-POINT FG ATTEMPTS

Season: 1 vs. Sam Houston State (12/22/16)
 Career: 1 vs. Sam Houston State (12/22/16)

FREE THROWS MADE

Season: 1 vs. North Dakota State (12/20/16)
 Career: 1 vs. North Dakota State (12/20/16)

FREE THROWS ATTEMPTS

Season: 2 (2x) last vs. North Dakota State (12/20/16)
 Career: 2 (2x) last vs. North Dakota State (12/20/16)

REBOUNDS

Season: 5 vs. Sam Houston State (12/22/16)
 Career: 5 vs. Sam Houston State (12/22/16)

ASSISTS

Season: 1 vs. Sam Houston State (12/22/16)
 Career: 1 vs. Sam Houston State (12/22/16)

STEALS

Season:
 Career:

BLOCKS

Season:
 Career:

MINUTES

Season: 9 vs. Austin Peay (12/3/16)
 Career: 9 vs. Austin Peay (12/3/16)

» CAREER STATISTICS AT ARKANSAS »

Season	gp-gs	min/avg	Total		3-Point		F-Throws		Rebounds				Scoring							
			fg-fga	pct	fg-fga	pct	ft-fga	pct	off	def	tot	avg	pf	fo	ast	to	blk	stl	pts	avg
2016-17	14-0	42/3.0	1-6	.167	0-2	.000	1-4	.250	2	10	12	0.9	5	0	2	4	0	0	3	0.2
TOTAL	14-0	42/3.0	1-6	.167	0-2	.000	1-4	.250	2	10	12	0.9	5	0	2	4	0	0	3	0.2

at forward... a six-eight redshirt junior... from Texarkana, Texas... number thirteen...



DUSTIN THOMAS

@YehThatsMe_DT13 NEWS & NOTES »

- Had one of his better games as a Razorback at LSU on Feb. 11, scoring nine points off the bench and pulled down a career and team-high nine rebounds to go along with three steals.
- Has an assist in 20 games this season.
- Has 3+ rebounds in 21 games this season, including 11 of the last 15.
- Pulled down seven first half rebounds against Sam Houston State, including two on the offensive end.
- Tied a career-high with four assists against Austin Peay.
- Scored nine first-half points against Mount St. Mary's to lead the team at the break.
- Sat out last season due to NCAA four-year transfer rules.
- Averaged 4.0 points and 2.5 rebounds per game over two years at Colorado.
- Scored a career-high 17 points and three steals against Southern California his sophomore year.

» GAME-BY-GAME STATS »

Opponent	Date	gs	min	Total		3-Pointers		Free throws		Rebounds				Other				pts	avg	
				fg-fga	pct	3fg-fga	pct	ft-fa	pct	off	def	tot	avg	pf	a	tlo	blk			stl
FORT WAYNE	11/11/16	*	18	4-6	.667	0-0	.000	2-3	.667	1	5	6	6.0	5	0	3	0	0	10	10.0
SOUTHERN ILLINOIS	11/14/16	*	18	1-3	.333	0-0	.000	0-0	.000	1	0	1	3.5	1	4	0	0	1	2	6.0
UT ARLINGTON	11/18/16	*	28	1-3	.333	0-0	.000	6-8	.750	2	4	6	4.3	4	2	1	2	8	6.7	
at Minnesota	11/22/16	*	12	1-5	.200	0-0	.000	3-4	.750	1	1	2	3.8	4	0	1	0	5	6.3	
MOUNT ST. MARY'S	11/28/16	*	23	6-7	.857	1-1	1.000	0-0	.000	1	4	5	4.0	3	1	0	0	1	13	7.6
STEPHEN F. AUSTIN	12/01/16	*	21	4-8	.500	0-0	.000	1-2	.500	2	0	2	3.7	2	1	2	0	0	9	7.8
AUSTIN PEAY	12/03/16	*	16	3-6	.500	0-1	.000	1-2	.500	0	3	3	3.6	2	4	1	0	0	7	7.7
HOUSTON	12/06/16	*	23	4-7	.571	0-0	.000	3-4	.750	2	3	5	3.8	4	3	1	1	0	11	8.1
NORTH FLORIDA	12/10/16	*	22	2-5	.400	0-0	.000	4-4	1.000	2	6	8	4.2	1	3	1	0	0	8	8.1
vs Texas	12/17/16	*	21	0-3	.000	0-0	.000	0-0	.000	2	1	3	4.1	4	0	0	1	0	7.3	
NORTH DAKOTA STATE	12/20/16	*	13	2-6	.333	0-0	.000	2-2	1.000	2	0	2	3.9	4	0	0	0	6	7.2	
vs Sam Houston State	12/22/16	*	17	1-3	.333	0-0	.000	4-6	.667	2	5	7	4.2	1	1	0	0	1	6	7.1
FLORIDA	12/29/16	*	12	1-4	.250	0-0	.000	0-0	.000	0	2	2	4.0	3	2	2	0	0	2	6.7
at Tennessee	01/03/17		26	2-4	.500	0-0	.000	2-2	1.000	0	7	7	4.2	5	0	1	0	2	6	6.6
at Kentucky	01/07/17		7	0-2	.000	0-0	.000	0-0	.000	1	1	2	4.1	4	1	0	0	0	0	6.2
MISSISSIPPI STATE	01/10/17		26	2-4	.500	0-0	.000	4-8	.500	4	3	7	4.3	1	0	1	0	1	8	6.3
MISSOURI	01/14/17	*	18	1-3	.333	0-0	.000	1-2	.500	0	2	2	4.1	4	0	1	0	0	3	6.1
at Texas A&M	01/17/17	*	19	2-4	.500	0-0	.000	0-0	.000	0	2	2	4.0	3	2	1	0	0	4	6.0
LSU	01/21/17		6	1-2	.500	0-0	.000	0-0	.000	2	2	4	4.0	4	0	1	0	0	2	5.8
at Vanderbilt	01/24/17		16	1-2	.500	0-0	.000	0-0	.000	0	3	3	4.0	3	0	0	1	0	2	5.6
at Oklahoma State	01/28/17		17	3-3	1.000	0-0	.000	3-3	1.000	3	2	5	4.0	2	1	2	0	2	9	5.8
ALABAMA	02/01/17		13	1-4	.250	0-0	.000	0-2	.000	2	3	5	4.0	5	1	0	0	2	2	5.6
at Missouri	02/04/17	*	14	1-1	1.000	0-0	.000	1-1	1.000	1	5	6	4.1	2	0	2	0	0	3	5.5
VANDERBILT	02/07/17	*	5	2-2	1.000	0-0	.000	0-0	.000	0	0	0	4.0	0	0	0	0	1	4	5.4
at LSU	02/11/17		26	4-6	.667	0-1	.000	1-2	.500	2	7	9	4.2	3	1	1	0	3	9	5.6
at South Carolina	02/15/17		26	1-4	.250	0-1	.000	0-0	.000	1	3	4	4.2	5	2	2	1	1	2	5.4
OLE MISS	02/18/17	*	18	0-4	.000	0-1	.000	3-4	.750	1	3	4	4.1	4	1	0	0	0	3	5.3
TEXAS A&M	02/22/17	*	20	4-6	.667	0-0	.000	1-2	.500	3	2	5	4.2	2	0	0	0	1	9	5.5
at Auburn	02/25/17	*	13	2-4	.500	0-0	.000	0-0	.000	2	1	3	4.1	4	1	1	0	1	4	5.4
at Florida	03/01/17	*	22	1-3	.333	0-0	.000	1-2	.500	0	2	2	4.1	2	1	3	1	0	3	5.3
GEORGIA	03/04/17	*	15	3-3	1.000	0-0	.000	0-0	.000	0	1	1	4.0	3	1	0	1	0	6	5.4
vs Ole Miss	03/10/17	*	14	1-3	.333	0-0	.000	2-4	.500	0	2	2	3.9	0	0	2	0	1	4	5.3
vs Vanderbilt	03/11/17	*	17	1-5	.200	0-0	.000	0-1	.000	0	1	1	3.8	1	3	2	1	1	2	5.2
vs Kentucky	03/12/17	*	21	2-3	.667	0-0	.000	0-0	.000	1	2	3	3.8	3	0	2	0	1	4	5.2
Totals			25	603	65-138	.471	1-5	.200	45-68	.662	41	88	129	3.8	98	34	8	22	176	5.2

Games played: 34
Minutes/game: 17.7
Points/game: 5.2
FG Pct: 47.1
3FG Pct: 20.0
FT Pct: 66.2

Rebounds/game: 3.8
Assists/game: 1.1
Turnovers/game: 1.0
Assist/turnover ratio: 1.1
Steals/game: 0.6
Blocks/game: 0.2

» SEASON/CAREER HIGHS »

POINTS

Season: 13 vs. Mount St. Mary's (11/28/16)
Career: 17 vs. USC (01/04/15)^

FIELD GOALS

Season: 6 vs. Mount St. Mary's (11/28/16)
Career: 6 vs. Mount St. Mary's (11/28/16)

FIELD GOALS ATTEMPTED

Season: 8 vs. Stephen F. Austin (12/1/16)
Career: 8 (2x) last vs. Stephen F. Austin (12/1/16)

3-POINT FIELD GOALS

Season: 1 vs. Mount St. Mary's (11/28/16)
Career: 3 vs. USC (Jan. 4, 2015)^

3-POINT FG ATTEMPTS

Season: 1 (3x) last vs. Ole Miss (2/18/17)
Career: 3 (3x) last vs. USC (01/04/15)^

FREE THROWS MADE

Season: 6 vs. UT Arlington (11/18/16)
Career: 6 vs. UT Arlington (11/18/16)

FREE THROWS ATTEMPTS

Season: 8 (2x) last vs. Mississippi State (1/10/17)
Career: 8 (3x) last vs. Mississippi State (1/10/17)

REBOUNDS

Season: 9 at LSU (2/11/17)
Career: 9 at LSU (2/11/17)

ASSISTS

Season: 4 (2x) last vs. Austin Peay (12/3/16)
Career: 4 (2x) last vs. Southern Illinois (11/14/16)

STEALS

Season: 3 at LSU (2/11/17)
Career: 3 (2x) last at LSU (2/11/17)

BLOCKS

Season: 1 (7x) last vs. Vanderbilt (3/11/17)
Career: 2 (2x) last vs. California (02/12/15)^

MINUTES

Season: 28 vs. UT Arlington (11/18/16)
Career: 30 at UCLA (01/31/15)^

^ - at Colorado

» CAREER STATISTICS AT ARKANSAS »

Season	gp-gs	min/avg	Total		3-Point		F-Throws		Rebounds				Scoring							
			fg-fga	pct	fg-fga	pct	ft-fa	pct	off	def	tot	avg	pf	fo	ast	to	blk	stl	pts	avg
2016-17	34-25	603/17.7	65-138	.471	1-5	.200	45-68	.662	41	88	129	3.8	98	4	36	34	8	22	176	5.2
TOTAL	34-25	603/17.7	65-138	.471	1-5	.200	45-68	.662	41	88	129	3.8	98	4	36	34	8	22	176	5.2

at guard... a six-three senior... from Fayetteville, Arkansas... number twenty-one...



MANNYWATKINS

» @ManualeWatkins NEWS & NOTES »

- Has just 20 turnovers in 754 minutes this season, averaging one turnover per 37.7 minutes of action.
- Scored a season-high 13 points, to go along with three rebounds, two steals and two assists in Arkansas' win over Texas A&M on Feb. 22.
- Tied a career-high with five assists in Arkansas' win over Ole Miss on Feb. 18.
- Clinched a road victory at No. 21 South Carolina on a jumper with 23 seconds left as the shot clock expired.
- Scored 10 pts in the first half against Alabama to record his second double-digit scoring effort of the season.
- Was 0-of-8 from behind the arc in his first 92 games as a Razorback, before sinking 13-of-27 (.481) attempts over the last 18 games, including a 3-for-3 performance at Texas A&M on Jan. 17.
- Leads the team with 42 steals.
- The 6-3 guard is second on the team in rebounding at 3.9 per game.
- After having six double-digit scoring efforts in his first 76 games, he opened the 2016-17 campaign with a 10-point effort against Fort Wayne.
- Son of Associate Head Coach Melvin Watkins.
- Averaged 5.1 points and 3.0 rebounds per game as a junior.

» GAME-BY-GAME STATS »

Opponent	Date	gs	min	Total		3-Pointers		Free throws		Rebounds			pf	a	t/o	blk	stl	pts	avg	
				fg-fga	pct	3fg-fga	pct	ft-fa	pct	off	def	tot								avg
FORT WAYNE	11/11/16	27	5-6	.833	0-0	.000	0-0	.000	0	3	3	3.0	2	2	0	0	0	10	10.0	
SOUTHERN ILLINOIS	11/14/16	21	2-5	.400	0-0	.000	0-0	.000	2	1	3	3.0	2	4	0	0	1	4	7.0	
UT ARLINGTON	11/18/16	20	3-5	.600	0-0	.000	1-1	1.000	1	2	3	3.0	0	1	0	0	1	7	7.0	
at Minnesota	11/22/16	22	2-6	.333	0-0	.000	0-0	.000	2	2	4	3.3	3	1	1	0	3	4	6.3	
MOUNT ST. MARY'S	11/28/16	* 22	4-6	.667	0-0	.000	0-0	.000	2	4	6	3.8	0	4	0	0	2	8	6.6	
STEPHEN F. AUSTIN	12/01/16	* 21	4-7	.571	0-0	.000	0-0	.000	1	6	7	4.3	2	1	1	0	2	8	6.8	
AUSTIN PEAY	12/03/16	* 16	1-2	.500	0-0	.000	2-2	1.000	0	1	1	3.9	0	3	0	0	1	4	6.4	
HOUSTON	12/06/16	* 27	2-6	.333	0-0	.000	2-2	1.000	1	6	7	4.3	1	4	0	0	1	6	6.4	
NORTH FLORIDA	12/10/16	* 22	2-6	.333	0-0	.000	3-4	.750	2	2	4	4.2	2	4	2	0	3	7	6.4	
vs Texas	12/17/16	* 20	3-4	.750	0-0	.000	0-0	.000	1	3	4	4.2	2	0	1	0	1	6	6.4	
NORTH DAKOTA STATE	12/20/16	* 25	1-2	.500	0-0	.000	2-2	1.000	0	6	6	4.4	1	2	1	0	3	4	6.2	
vs Sam Houston State	12/22/16	* 16	1-1	1.000	0-0	.000	0-1	.000	0	2	2	4.2	2	1	1	0	2	2	5.8	
FLORIDA	12/29/16	* 23	2-5	.400	0-0	.000	0-0	.000	3	3	6	4.3	2	2	0	0	0	4	5.7	
at Tennessee	01/03/17	* 21	4-6	.667	0-0	.000	0-2	.000	1	2	3	4.2	1	0	1	0	0	8	5.9	
at Kentucky	01/07/17	* 32	4-6	.667	0-0	.000	0-0	.000	1	6	7	4.4	3	1	0	0	0	8	6.0	
MISSISSIPPI STATE	01/10/17	* 18	1-2	.500	0-0	.000	0-0	.000	0	0	0	4.1	1	2	1	0	2	2	5.8	
MISSOURI	01/14/17	22	3-6	.500	1-4	.250	1-2	.500	1	1	2	4.0	3	1	0	0	0	8	5.9	
at Texas A&M	01/17/17	23	3-5	.600	3-3	1.000	0-0	.000	1	5	6	4.1	2	2	2	0	3	9	6.1	
LSU	01/21/17	2	0-0	.000	0-0	.000	0-0	.000	0	0	0	3.9	0	1	0	0	0	0	5.7	
at Vanderbilt	01/24/17	21	1-3	.333	0-1	.000	0-0	.000	1	1	2	3.8	4	1	1	0	1	2	5.6	
at Oklahoma State	01/28/17	17	2-3	.667	1-2	.500	0-1	.000	0	0	0	3.6	4	0	0	0	1	5	5.5	
ALABAMA	02/01/17	21	2-5	.400	2-4	.500	4-8	.500	1	3	4	3.6	0	2	0	0	3	10	5.7	
at Missouri	02/04/17	22	4-5	.800	1-1	1.000	0-1	.000	1	5	6	3.7	3	2	0	0	1	9	5.9	
VANDERBILT	02/07/17	25	3-6	.500	0-1	.000	0-0	.000	1	3	4	3.8	0	2	0	0	0	6	5.9	
at LSU	02/11/17	14	2-2	1.000	1-1	1.000	0-0	.000	0	3	3	3.7	3	2	1	0	2	5	5.8	
at South Carolina	02/15/17	* 27	3-4	.750	0-0	.000	0-0	.000	2	2	4	3.7	3	3	1	1	0	6	5.8	
OLE MISS	02/18/17	* 26	3-6	.500	0-1	.000	0-0	.000	2	2	4	3.7	2	5	1	0	0	6	5.9	
TEXAS A&M	02/22/17	* 25	5-8	.625	1-2	.500	2-2	1.000	2	1	3	3.7	0	2	0	0	2	13	6.1	
at Auburn	02/25/17	* 26	1-2	.500	0-0	.000	0-0	.000	1	4	5	3.8	4	0	0	0	1	2	6.0	
at Florida	03/01/17	* 29	1-4	.250	0-2	.000	0-0	.000	1	4	5	3.8	2	1	0	0	1	2	5.8	
GEORGIA	03/04/17	* 28	6-8	.750	0-0	.000	0-1	.000	2	3	5	3.8	3	2	0	0	1	12	6.0	
vs Ole Miss	03/10/17	* 22	4-6	.667	1-1	1.000	0-0	.000	1	5	6	3.9	3	0	0	0	2	9	6.1	
vs Vanderbilt	03/11/17	* 27	4-5	.800	1-1	1.000	0-0	.000	1	4	5	3.9	0	4	0	0	0	9	6.2	
vs Kentucky	03/12/17	* 24	3-5	.600	1-3	.333	0-1	.000	2	2	4	3.9	4	2	3	0	2	7	6.2	
Totals		21	754	91-158	.576	13-27	.481	17-30	.567	37	97	134	3.9	64	64	20	1	42	212	6.2

Games played: 34
Minutes/game: 22.2
Points/game: 6.2
FG Pct: 57.6
3FG Pct: 48.1
FT Pct: 56.7

Rebounds/game: 3.9
Assists/game: 1.9
Turnovers/game: 0.6
Assist/turnover ratio: 3.2
Steals/game: 1.2
Blocks/game: 0.0

» SEASON/CAREER HIGHS »

POINTS

Season: 13 vs. Texas A&M (2/22/17)
Career: 14 (2x) last at Wake Forest (12/04/15)

FIELD GOALS

Season: 6 vs. Georgia (3/4/17)
Career: 6 (2x) last vs. Georgia (3/4/17)

FIELD GOALS ATTEMPTED

Season: 8 (2x) last vs. Georgia (3/4/17)
Career: 10 at Texas A&M (01/02/16)

3-POINT FIELD GOALS

Season: 3 at Texas A&M (1/17/17)
Career: 3 at Texas A&M (1/17/17)

3-POINT FG ATTEMPTS

Season: 4 (2x) last vs. Alabama (2/1/17)
Career: 4 (2x) last vs. Alabama (2/1/17)

FREE THROWS MADE

Season: 4 vs. Alabama (2/1/17)
Career: 4 (2x) last vs. Alabama (2/1/17)

FREE THROWS ATTEMPTS

Season: 8 vs. Alabama (2/1/17)
Career: 8 vs. Alabama (2/1/17)

REBOUNDS

Season: 7 (3x) last at No. 6 Kentucky (1/7/17)
Career: 9 vs. Northwestern State (12/01/15)

ASSISTS

Season: 5 vs. Ole Miss (2/18/17)
Career: 5 (3x) last vs. Ole Miss (2/18/17)

STEALS

Season: 3 (5x) last vs. Alabama (2/1/17)
Career: 5 vs. Wake Forest (11/19/14)

BLOCKS

Season: 1 at South Carolina (2/15/17)
Career: 1 (3x) last vs. Auburn (02/17/16)

MINUTES

Season: 32 at No. 6 Kentucky (1/7/17)
Career: 36 at Dayton (12/30/15)

» CAREER STATISTICS AT ARKANSAS »

Season	gp-gs	min/avg	Total		3-Point		F-Throws		Rebounds			Scoring								
			fg-fga	pct	fg-fga	pct	ft-fa	pct	off	def	tot	avg	pf	fo	ast	to	blk	stl	pts	avg
2013-14	8-0	27/3.4	2-3	.667	0-0	.000	1-2	.500	1	3	4	0.5	2	0	1	2	0	3	5	0.6
2014-15	36-0	502/13.9	38-68	.559	0-7	.000	17-24	.708	17	56	73	2.0	54	0	39	28	0	37	93	2.6
2015-16	32-9	629/19.7	69-145	.476	0-1	.000	25-46	.543	29	67	96	3.0	55	1	66	24	3	28	163	5.1
2016-17	34-21	754/22.2	91-158	.576	13-27	.481	17-30	.567	37	97	134	3.9	64	0	64	20	1	42	212	6.2
TOTAL	110-30	1912/17.4	200-374	.535	13-35	.371	60-102	.588	84	223	307	2.8	175	1	170	74	4	110	473	4.3

at guard... a six-five freshman... from Birmingham, Alabama... number twenty-three...



C.J. JONES

@CJ_Jones2 NEWS & NOTES »

- Hit a career-high three 3-pointers against Austin Peay, tying a career-high with 11 points. Also swatted three shots in the 99-62 victory.
- Saw his first action in the Southern Illinois game, scoring 11 points on 2-of-4 shooting from behind the arc, 3-of-5 from the field.
- His first two baskets as a Razorback were a wide open 3-pointer 33 seconds after subbing in, followed by an alley-oop dunk from Anton Beard shortly after.
- Sat out the season opener due to an injury (sprained knee).
- Ranked as the No. 6 player in the state of Alabama.
- Led his high school team in scoring his final two seasons.
- Averaged 28 points, 6 rebounds, 4 assists and 3 steals per game as a senior.

» GAME-BY-GAME STATS »

Opponent	Date	gs	min	Total		3-Pointers		Free throws		Rebounds				pf	a	t/b	blk	stl	pts	avg
				fg-fga	pct	3fg-fga	pct	ft-fita	pct	off	def	tot	avg							
FORT WAYNE	11/11/16		dnp	-	-	-	-	-	-	-	-	-	-	-	-	-	-	-	-	-
SOUTHERN ILLINOIS	11/14/16	17	3-5	.600	2-4	.500	3-3	1.000	0	2	2	2.0	2	0	0	0	0	11	11.0	
UT ARLINGTON	11/18/16		dnp	-	-	-	-	-	-	-	-	-	-	-	-	-	-	-	-	-
at Minnesota	11/22/16	4	0-0	.000	0-0	.000	0-0	.000	0	0	0	1.0	1	0	1	0	0	5.5		
MOUNT ST. MARY'S	11/28/16	14	1-4	.250	1-3	.333	2-2	1.000	0	1	1	1.0	1	1	1	0	5	5.3		
STEPHEN F. AUSTIN	12/01/16	11	2-5	.400	2-2	1.000	0-0	.000	0	1	1	1.0	1	1	1	1	6	5.5		
AUSTIN PEAY	12/03/16	15	4-6	.667	3-4	.750	0-0	.000	0	0	0	0.8	2	2	0	3	11	6.6		
HOUSTON	12/06/16	7	1-2	.500	1-2	.500	0-0	.000	0	2	2	1.0	1	1	0	0	3	6.0		
NORTH FLORIDA	12/10/16	5	0-1	.000	0-1	.000	0-0	.000	0	1	1	1.0	0	1	0	0	0	5.1		
vs Texas	12/17/16		dnp	-	-	-	-	-	-	-	-	-	-	-	-	-	-	-	-	
NORTH DAKOTA STATE	12/20/16	11	0-0	.000	0-0	.000	0-0	.000	0	2	2	1.1	0	0	0	1	0	4.5		
vs Sam Houston State	12/22/16	14	3-5	.600	1-2	.500	0-2	.000	0	1	1	1.1	1	0	0	0	7	4.8		
FLORIDA	12/29/16		dnp	-	-	-	-	-	-	-	-	-	-	-	-	-	-	-	-	
at Tennessee	01/03/17		dnp	-	-	-	-	-	-	-	-	-	-	-	-	-	-	-	-	
at Kentucky	01/07/17	1	0-0	.000	0-0	.000	0-0	.000	0	0	0	1.0	0	0	0	0	0	4.3		
MISSISSIPPI STATE	01/10/17	5	0-1	.000	0-1	.000	0-0	.000	0	0	0	0.9	0	0	0	0	0	3.9		
MISSOURI	01/14/17	5	2-2	1.000	2-2	1.000	0-0	.000	0	1	1	0.9	1	0	0	1	6	4.1		
at Texas A&M	01/17/17		dnp	-	-	-	-	-	-	-	-	-	-	-	-	-	-	-	-	
LSU	01/21/17	3	0-1	.000	0-1	.000	0-0	.000	0	0	0	0.8	1	0	0	0	0	3.8		
at Vanderbilt	01/24/17		dnp	-	-	-	-	-	-	-	-	-	-	-	-	-	-	-	-	
at Oklahoma State	01/28/17	2	0-0	.000	0-0	.000	0-0	.000	0	0	0	0.8	0	0	1	0	0	3.5		
ALABAMA	02/01/17	4	1-3	.333	0-1	.000	0-0	.000	0	0	0	0.7	0	0	0	0	2	3.4		
at Missouri	02/04/17		dnp	-	-	-	-	-	-	-	-	-	-	-	-	-	-	-	-	
VANDERBILT	02/07/17		dnp	-	-	-	-	-	-	-	-	-	-	-	-	-	-	-	-	
at LSU	02/11/17		dnp	-	-	-	-	-	-	-	-	-	-	-	-	-	-	-	-	
at South Carolina	02/15/17		dnp	-	-	-	-	-	-	-	-	-	-	-	-	-	-	-	-	
OLE MISS	02/18/17	2	0-0	.000	0-0	.000	0-0	.000	0	0	0	0.7	0	0	0	0	0	3.2		
TEXAS A&M	02/22/17	0	0-0	.000	0-0	.000	0-0	.000	0	0	0	0.6	0	0	0	0	0	3.0		
at Auburn	02/25/17	1	0-0	.000	0-0	.000	0-0	.000	0	0	0	0.6	0	0	0	0	0	2.8		
at Florida	03/01/17		dnp	-	-	-	-	-	-	-	-	-	-	-	-	-	-	-	-	
GEORGIA	03/04/17	2	0-1	.000	0-1	.000	0-0	.000	0	0	0	0.6	0	0	0	0	0	2.7		
vs Ole Miss	03/10/17		dnp	-	-	-	-	-	-	-	-	-	-	-	-	-	-	-	-	
vs Vanderbilt	03/11/17	2	0-0	.000	0-0	.000	0-0	.000	0	1	1	0.6	0	0	0	0	0	2.6		
vs Kentucky	03/12/17	1	0-0	.000	0-0	.000	0-0	.000	0	1	1	0.6	0	0	0	0	0	2.4		
Totals		0	126	17-36	.472	12-24	.500	5-7	.714	0	13	13	0.6	11	6	4	5	1	51	2.4

Games played: 21
Minutes/game: 6.0
Points/game: 2.4
FG Pct: 47.2
3FG Pct: 50.0
FT Pct: 71.4

Rebounds/game: 0.6
Assists/game: 0.3
Turnovers/game: 0.2
Assist/turnover ratio: 1.5
Steals/game: 0.0
Blocks/game: 0.2

» SEASON/CAREER HIGHS »

POINTS

Season: 11 (2x) last vs. Austin Peay (12/3/16)
Career: 11 (2x) last vs. Austin Peay (12/3/16)

FIELD GOALS

Season: 4 vs. Austin Peay (12/3/16)
Career: 4 vs. Austin Peay (12/3/16)

FIELD GOALS ATTEMPTED

Season: 6 vs. Austin Peay (12/3/16)
Career: 6 vs. Austin Peay (12/3/16)

3-POINT FIELD GOALS

Season: 3 vs. Austin Peay (12/3/16)
Career: 3 vs. Austin Peay (12/3/16)

3-POINT FG ATTEMPTS

Season: 4 (2x) last vs. Austin Peay (12/3/16)
Career: 4 (2x) last vs. Austin Peay (12/3/16)

FREE THROWS MADE

Season: 3 vs. Southern Illinois (11/14/16)
Career: 3 vs. Southern Illinois (11/14/16)

FREE THROWS ATTEMPTS

Season: 3 vs. Southern Illinois (11/14/16)
Career: 3 vs. Southern Illinois (11/14/16)

REBOUNDS

Season: 2 (3x) last vs. North Dakota State (12/20/16)
Career: 2 (3x) last vs. North Dakota State (12/20/16)

ASSISTS

Season: 2 vs. Austin Peay (12/3/16)
Career: 2 vs. Austin Peay (12/3/16)

STEALS

Season: 1 vs. Missouri (1/14/17)
Career: 1 vs. Missouri (1/14/17)

BLOCKS

Season: 3 vs. Austin Peay (12/3/16)
Career: 3 vs. Austin Peay (12/3/16)

MINUTES

Season: 17 vs. Southern Illinois (11/14/16)
Career: 17 vs. Southern Illinois (11/14/16)

» CAREER STATISTICS AT ARKANSAS »

Season	gp-gs	min/avg	Total		3-Point		F-Throws		Rebounds				Scoring							
			fg-fga	pct	fg-fga	pct	ft-fita	pct	off	def	tot	avg	pf	fo	ast	to	blk	stl	pts	avg
2016-17	21-0	126/6.0	17-36	.472	12-24	.500	5-7	.714	0	13	13	0.6	11	0	6	4	5	1	51	2.4
TOTAL	21-0	126/6.0	17-36	.472	12-24	.500	5-7	.714	0	13	13	0.6	11	0	6	4	5	1	51	2.4

at guard... a six-foot junior... from North Little Rock, Arkansas... number thirty one...



ANTON BEARD

» @AntonBeard31 NEWS & NOTES »

- Tied his season high with four steals in the SEC Tournament semifinals victory over Vanderbilt.
- Has an offensive board in 19 games this season.
- Tied a season-high with 16 points against LSU on Jan. 21, shooting 5-of-7 from the field, 2-of-2 from behind the arc and sinking all four free throws.
- His line of 16 points, 7 assists and 0 turnovers against LSU was the first by a Razorback in six seasons.
- Recorded 16 points against Sam Houston State in his hometown of North Little Rock on Dec. 22.
- The six-foot junior has brought down multiple rebounds in five of the last eight games and 3+ rebounds in 12 games this season.
- Scored 12 points in the second half against UT Arlington.
- Scored a career high 18 points at Georgia (1/23/16) last season on 5-of-9 shooting from the field.

» GAME-BY-GAME STATS »

Opponent	Date	gs	min	Total		3-Pointers		Free throws		Rebounds				pts	avg						
				fg-fga	pct	3fg-fga	pct	ft-fa	pct	off	def	tot	avg			pf	a	tlo	blk	stl	
FORT WAYNE	11/11/16		16	4-6	.667	2-3	.667	2-3	.667	0	1	1	1.0	4	3	0	0	2	12	12.0	
SOUTHERN ILLINOIS	11/14/16		17	2-6	.333	1-4	.250	0-0	.000	1	0	1	1.0	1	6	1	0	1	5	8.5	
UT ARLINGTON	11/18/16		18	4-8	.500	2-3	.667	2-2	1.000	1	5	6	2.7	2	2	0	0	0	12	9.7	
at Minnesota	11/22/16		20	2-6	.333	0-1	.000	0-0	.000	5	0	5	3.3	1	2	1	0	0	4	8.3	
MOUNT ST. MARY'S	11/28/16	*	23	4-8	.500	2-3	.667	1-2	.500	3	1	4	3.4	0	3	1	0	0	11	8.8	
STEPHEN F. AUSTIN	12/01/16	*	23	2-5	.400	0-2	.000	5-6	.833	1	2	3	3.3	3	3	2	0	4	9	8.8	
AUSTIN PEAY	12/03/16		17	2-9	.222	1-4	.250	2-2	1.000	2	2	4	3.4	2	4	1	0	1	7	8.6	
HOUSTON	12/06/16		24	3-6	.500	0-2	.000	3-5	.600	1	1	2	3.3	2	1	1	0	2	9	8.6	
NORTH FLORIDA	12/10/16		20	3-8	.375	0-3	.000	0-0	.000	0	0	0	2.9	0	2	1	0	1	6	8.3	
vs Texas	12/17/16		23	2-9	.222	0-2	.000	2-2	1.000	2	3	5	3.1	3	2	2	0	0	6	8.1	
NORTH DAKOTA STATE	12/20/16		24	3-7	.429	3-6	.500	2-2	1.000	0	1	1	2.9	3	0	2	0	0	11	8.4	
vs Sam Houston State	12/22/16		18	4-6	.667	2-3	.667	6-8	.750	2	1	3	2.9	1	1	0	0	0	16	9.0	
FLORIDA	12/29/16		24	3-5	.600	1-2	.500	3-3	1.000	0	0	0	2.7	2	1	2	0	2	10	9.1	
at Tennessee	01/03/17		25	6-8	.750	0-0	.000	4-5	.800	1	2	3	2.7	2	2	1	0	1	16	9.6	
at Kentucky	01/07/17		22	1-7	.143	0-2	.000	2-5	.400	0	0	0	2.5	4	1	0	0	0	4	9.2	
MISSISSIPPI STATE	01/10/17		26	4-9	.444	2-4	.500	1-1	1.000	1	1	2	2.5	2	2	0	0	2	11	9.3	
MISSOURI	01/14/17	*	27	3-5	.600	1-2	.500	4-4	1.000	0	2	2	2.5	5	3	4	0	1	11	9.4	
at Texas A&M	01/17/17	*	21	1-3	.333	0-1	.000	0-0	.000	1	0	1	2.4	1	0	2	0	1	2	9.0	
LSU	01/21/17	*	34	5-7	.714	2-2	1.000	4-4	1.000	0	2	2	2.4	4	7	0	0	0	16	9.4	
at Vanderbilt	01/24/17	*	23	4-8	.500	2-4	.500	1-5	.200	1	2	3	2.4	2	0	1	0	2	11	9.5	
at Oklahoma State	01/28/17	*	28	3-7	.429	2-3	.667	3-4	.750	0	2	2	2.4	3	1	2	0	1	11	9.5	
ALABAMA	02/01/17	*	27	2-8	.250	1-4	.250	0-0	.000	1	3	4	2.5	1	2	3	0	1	5	9.3	
at Missouri	02/04/17	*	26	2-2	1.000	1-1	1.000	0-1	.000	0	0	0	2.3	5	2	1	0	0	5	9.1	
VANDERBILT	02/07/17	*	28	0-8	.000	0-4	.000	0-0	.000	0	0	0	2.2	2	0	0	0	1	0	8.8	
at LSU	02/11/17	*	24	2-3	.667	1-1	1.000	6-6	1.000	0	1	1	2.2	2	4	3	0	2	11	8.8	
at South Carolina	02/15/17		5	0-0	.000	0-0	.000	0-0	.000	1	0	1	2.2	0	0	1	0	0	0	8.5	
OLE MISS	02/18/17		20	3-8	.375	3-6	.500	2-2	1.000	1	1	2	2.1	1	4	0	0	1	11	8.6	
TEXAS A&M	02/22/17		21	2-6	.333	1-4	.250	0-0	.000	1	2	3	2.2	1	2	0	0	1	5	8.5	
at Auburn	02/25/17		15	0-3	.000	0-2	.000	0-0	.000	1	1	2	2.2	1	2	1	0	0	0	8.2	
at Florida	03/01/17		11	0-4	.000	0-1	.000	0-0	.000	0	0	0	2.1	1	0	0	0	1	0	7.9	
GEORGIA	03/04/17		16	3-7	.429	0-2	.000	0-1	.000	1	3	4	2.2	2	1	0	0	2	6	7.8	
vs Ole Miss	03/10/17		18	2-2	1.000	0-0	.000	0-0	.000	2	2	2	2.2	0	1	2	0	1	4	7.7	
vs Vanderbilt	03/11/17		22	1-5	.200	0-2	.000	0-0	.000	0	0	0	2.1	1	1	0	0	4	2	7.5	
vs Kentucky	03/12/17		15	0-3	.000	0-2	.000	1-2	.500	0	0	0	2.0	1	0	1	0	1	1	7.4	
Totals			11	721	82-202	.406	30-85	.353	56-75	.747	28	41	69	2.0	65	65	36	0	36	250	7.4

Games played: 34
 Minutes/game: 21.2
 Points/game: 7.4
 FG Pct: 40.6
 3FG Pct: 35.3
 FT Pct: 74.7

Rebounds/game: 2.0
 Assists/game: 1.9
 Turnovers/game: 1.1
 Assist/turnover ratio: 1.8
 Steals/game: 1.1

» SEASON/CAREER HIGHS »

POINTS

Season: 16 (3x) last vs. LSU (1/21/17)
 Career: 18 at Georgia (1/23/16)

FIELD GOALS

Season: 6 at Tennessee (1/3/17)
 Career: 6 at Tennessee (1/3/17)

FIELD GOALS ATTEMPTED

Season: 9 (3x) last vs. Mississippi State (1/10/17)
 Career: 13 at Dayton (12/30/15)

3-POINT FIELD GOALS

Season: 3 (2x) last vs. Ole Miss (2/18/17)
 Career: 4 at Ole Miss (2/14/15)

3-POINT FG ATTEMPTS

Season: 6 (2x) last vs. Ole Miss (2/18/17)
 Career: 7 at Dayton (12/30/15)

FREE THROWS MADE

Season: 6 (2x) last at LSU (2/11/17)
 Career: 7 at Georgia (1/23/16)

FREE THROWS ATTEMPTS

Season: 8 vs. Sam Houston State (12/22/16)
 Career: 9 at Georgia (1/23/16)

REBOUNDS

Season: 6 vs. UT Arlington (11/18/16)
 Career: 7 vs. Delaware State (11/21/15)

ASSISTS

Season: 7 vs. LSU (1/21/17)
 Career: 7 vs. LSU (1/21/17)

STEALS

Season: 4 (2x) last vs. Vanderbilt (3/11/17)
 Career: 5 vs. Milwaukee (12/22/14)

BLOCKS

Season: --
 Career: 1 at Missouri (1/12/16)

MINUTES

Season: 34 vs. LSU (1/21/17)
 Career: 34 vs. LSU (1/21/17)

» CAREER STATISTICS AT ARKANSAS »

Season	gp-gs	min/avg	Total		3-Point		F-Throws		Rebounds				Scoring							
			fg-fga	pct	fg-fga	pct	ft-fa	pct	off	def	tot	avg	pf	fo	ast	to	blk	stl	pts	avg
2014-15	35-16	662/18.9	66-172	.384	31-88	.352	35-55	.636	31	36	67	1.9	84	4	53	32	0	35	198	5.7
2015-16	23-1	481/20.9	57-164	.348	19-66	.288	27-42	.643	13	40	53	2.3	53	2	41	17	2	24	160	7.0
2016-17	34-11	721/21.2	82-202	.406	30-85	.353	56-75	.747	28	41	69	2.0	65	2	65	36	0	36	250	7.4
TOTAL	92-28	1864/20.3	205-538	.381	80-239	.335	118-172	.686	72	117	189	2.1	202	8	159	85	2	95	608	6.6

at forward... a six-ten senior... from Abuja, Nigeria... number thirty-three...



MOSES KINGSLEY

» @KingMoses_ NEWS & NOTES »

- Named All-SEC second team and to the SEC All-Defensive team as voted by the league head coaches.
- Earned USBWA All-District VII honors.
- Recorded his 7th double-double of the season, 24th of his career, in Arkansas' win over Vanderbilt in the semifinals of the SEC Tournament.
- Became the 40th player in school history to hit the century mark in career scoring with a 24-point performance against LSU on Jan. 21.
- Is one of two players (Oliver Miller) in program history to reach 1,000 points, 600 rebounds and 200 blocks.
- Is T-18th in the country with four games of 5-plus blocks and T-8th with 16 games of 3+ blocks.
- The SEC's active leader in career blocked shots (250), Kingsley leads the SEC this season and ranks T-15th in the country with 2.56 blocks per game.
- Is currently second in the SEC in career double-doubles with 24.
- Has 24 games this season with multiple blocks, four with five or more swats.
- Finished one rebound, one point and three blocks away from his first triple-double in the season opener.
- Preseason SEC Player of the Year (Media). Third in school history (Ronnie Brewer/Joe Johnson).

» GAME-BY-GAME STATS »

Opponent	Date	gs	min	Total		3-Pointers		Free throws		Rebounds				pf	a	t/o	blk	stl	pts	avg	
				fg-fga	pct	3fg-fga	pct	ft-fga	pct	off	def	tot	avg								
FORT WAYNE	11/11/16	*	28	4-9	.444	0-0	.000	1-2	.500	3	6	9	9.0	4	3	0	7	1	9	9.0	
SOUTHERN ILLINOIS	11/14/16	*	22	4-10	.400	0-1	.000	7-7	1.000	1	6	7	8.0	1	0	1	5	1	15	12.0	
UT ARLINGTON	11/18/16	*	30	2-5	.400	0-0	.000	1-2	.500	1	2	3	6.3	4	1	3	4	1	5	9.7	
at Minnesota	11/22/16	*	27	3-8	.375	0-0	.000	4-5	.800	2	8	10	7.3	5	0	2	3	1	10	9.8	
MOUNT ST. MARY'S	11/28/16	*	26	3-8	.375	0-0	.000	3-6	.500	5	8	13	8.4	3	4	3	1	0	9	9.6	
STEPHEN F. AUSTIN	12/01/16	*	29	4-5	.800	0-0	.000	4-5	.800	1	5	6	8.0	2	2	1	0	2	12	10.0	
AUSTIN PEAY	12/03/16	*	22	4-7	.571	1-1	1.000	4-4	1.000	3	4	7	7.9	3	5	4	3	0	13	10.4	
HOUSTON	12/06/16	*	27	6-9	.667	0-0	.000	2-3	.667	4	5	9	8.0	2	1	3	2	1	14	10.9	
NORTH FLORIDA	12/10/16	*	26	5-7	.714	0-0	.000	3-4	.750	2	8	10	8.2	4	1	3	1	0	13	11.1	
vs Texas	12/17/16	*	32	2-8	.250	0-0	.000	3-3	1.000	1	9	10	8.4	1	0	2	5	0	7	10.7	
NORTH DAKOTA STATE	12/20/16	*	27	4-10	.400	0-1	.000	3-3	1.000	1	7	8	8.4	3	0	2	1	0	11	10.7	
vs Sam Houston State	12/22/16	*	23	5-9	.556	0-0	.000	7-9	.778	3	4	7	8.3	1	2	1	3	0	17	11.3	
FLORIDA	12/29/16	*	32	5-15	.333	0-0	.000	3-6	.500	5	9	14	8.7	3	1	3	4	0	13	11.4	
at Tennessee	01/03/17	*	31	3-10	.300	0-0	.000	1-5	.200	0	10	10	8.8	1	3	1	3	2	7	11.1	
at Kentucky	01/07/17	*	33	4-8	.500	1-1	1.000	5-5	1.000	1	6	7	8.7	4	2	2	1	1	14	11.3	
MISSISSIPPI STATE	01/10/17	*	29	7-12	.583	1-2	.500	4-6	.667	1	3	4	8.4	5	0	2	0	2	19	11.8	
MISSOURI	01/14/17	*	28	4-9	.444	0-0	.000	2-3	.667	3	5	8	8.4	1	3	4	3	0	10	11.6	
at Texas A&M	01/17/17	*	28	4-10	.400	1-1	1.000	3-4	.750	3	1	4	8.1	3	0	3	2	0	12	11.7	
LSU	01/21/17	*	29	10-18	.556	1-1	1.000	3-7	.429	3	4	7	8.1	2	2	3	1	1	24	12.3	
at Vanderbilt	01/24/17	*	30	4-7	.571	0-1	.000	2-3	.667	1	10	11	8.2	3	1	3	2	1	10	12.2	
at Oklahoma State	01/28/17	*	27	3-11	.273	0-1	.000	4-5	.800	2	2	4	8.0	2	0	0	4	0	10	12.1	
ALABAMA	02/01/17	*	27	2-4	.500	0-0	.000	11-12	.917	1	5	6	7.9	3	1	2	2	2	15	12.2	
at Missouri	02/04/17	*	23	1-3	.333	0-0	.000	2-3	.667	1	2	2	7.7	3	1	1	1	0	4	11.9	
VANDERBILT	02/07/17	*	34	3-7	.429	1-2	.500	4-6	.667	4	2	6	7.6	3	2	2	3	3	11	11.8	
at LSU	02/11/17	*	29	2-4	.500	0-0	.000	5-6	.833	0	5	5	7.5	2	2	2	5	0	9	11.7	
at South Carolina	02/15/17	*	29	5-9	.556	0-0	.000	6-7	.857	2	5	7	7.5	1	1	0	4	0	16	11.9	
OLE MISS	02/18/17	*	28	3-4	.750	0-0	.000	8-8	1.000	4	9	13	7.7	3	3	1	4	1	14	12.0	
TEXAS A&M	02/22/17	*	28	3-14	.214	0-0	.000	4-4	1.000	4	6	10	7.8	4	1	2	2	0	10	11.9	
at Auburn	02/25/17	*	15	2-6	.333	0-0	.000	4-4	1.000	2	4	6	7.7	4	1	2	2	0	8	11.8	
at Florida	03/01/17	*	31	6-12	.500	0-0	.000	5-8	.625	5	4	9	7.7	4	0	1	0	0	17	11.9	
GEORGIA	03/04/17	*	25	6-11	.545	0-1	.000	3-4	.750	3	6	9	7.8	1	2	1	2	0	15	12.0	
vs Ole Miss	03/10/17	*	26	3-9	.333	0-1	.000	2-2	1.000	3	3	6	7.7	3	1	1	4	0	8	11.9	
vs Vanderbilt	03/11/17	*	28	6-10	.600	0-0	.000	0-0	.000	1	12	13	7.9	1	0	3	1	1	12	11.9	
vs Kentucky	03/12/17	*	24	3-6	.500	0-0	.000	2-2	1.000	2	4	6	7.8	3	0	3	2	0	8	11.8	
Totals			34	933	135-294	.459	6-14	.429	125-163	.767	78	188	266	7.8	92	46	67	87	21	401	11.8

Games played: 34
Minutes/game: 27.4
Points/game: 11.8
FG Pct: 45.9
3FG Pct: 42.9
FT Pct: 76.7

Rebounds/game: 7.8
Assists/game: 1.4
Turnovers/game: 2.0
Assist/turnover ratio: 0.7
Steals/game: 0.6
Blocks/game: 2.6

» SEASON/CAREER HIGHS »

POINTS

Season: 24 vs. LSU (1/21/17)
Career: 26 at Dayton (12/30/15)

FIELD GOALS

Season: 10 vs. LSU (1/21/17)
Career: 11 vs. North Florida (12/22/15)

FIELD GOALS ATTEMPTED

Season: 18 vs. LSU (1/21/17)
Career: 18 vs. LSU (1/21/17)

3-POINT FIELD GOALS

Season: 1 (5x) last vs. LSU (1/21/17)
Career: 1 (6x) last vs. LSU (1/21/17)

3-POINT FG ATTEMPTS

Season: 2 vs. Mississippi State (1/10/17)
Career: 2 vs. Mississippi State (1/10/17)

FREE THROWS MADE

Season: 11 vs. Alabama (2/1/17)
Career: 11 vs. Alabama (2/1/17)

FREE THROWS ATTEMPTS

Season: 12 vs. Alabama (2/1/17)
Career: 14 vs. Auburn (2/17/16)

REBOUNDS

Season: 14 vs. No. 25 Florida (12/29/16)
Career: 14 (3x) last vs. No. 25 Florida (12/29/16)

ASSISTS

Season: 5 vs. Austin Peay (12/3/16)
Career: 5 vs. Austin Peay (12/3/16)

STEALS

Season: 3 vs. Vanderbilt (2/7/17)
Career: 4 (2x) last vs. Auburn (2/17/16)

BLOCKS

Season: 7 vs. Fort Wayne (11/11/16)
Career: 8 vs. Tennessee Tech (12/12/15)

MINUTES

Season: 33 at No. 6 Kentucky (1/7/17)
Career: 40 at Dayton (12/30/15)

» CAREER STATISTICS AT ARKANSAS »

Season	gp-gs	min/avg	Total		3-Point		F-Throws		Rebounds				Scoring							
			fg-fga	pct	fg-fga	pct	ft-fga	pct	off	def	tot	avg	pf	fo	ast	to	blk	stl	pts	avg
2013-14	32-0	368/11.5	43-81	.531	1-2	.500	41-63	.651	39	63	102	3.2	41	0	7	14	49	14	128	4.0
2014-15	36-4	391/10.9	49-101	.485	0-0	.000	33-53	.623	45	45	90	2.5	56	0	11	23	38	15	131	3.6
2015-16	32-31	945/29.5	183-334	.548	0-0	.000	142-223	.637	103	196	299	9.3	94	4	39	65	76	36	508	15.9
2016-17	34-34	933/27.4	135-294	.459	6-14	.429	125-163	.767	78	188	266	7.8	92	3	46	67	87	21	401	11.8
TOTAL	134-69	2637/19.7	410-810	.506	7-16	.438	341-502	.679	265	492	757	5.6	283	7	103	169	250	86	1168	8.7

0		<p>JAYLEN BARFORD ■ JR ■ G ■ 6-3 ■ 202 Jackson, Tenn. ■ Motlow State CC</p> <table border="1"> <thead> <tr> <th>YEAR</th> <th>GP/GS</th> <th>PPG</th> <th>APG</th> <th>RPG</th> <th>SPG</th> <th>FG%</th> <th>FT%</th> </tr> </thead> <tbody> <tr> <td>2016-17</td> <td>34/28</td> <td>12.6</td> <td>2.0</td> <td>3.7</td> <td>1.1</td> <td>.443</td> <td>.750</td> </tr> <tr> <td>Career</td> <td>34/28</td> <td>12.6</td> <td>2.0</td> <td>3.7</td> <td>1.1</td> <td>.443</td> <td>.750</td> </tr> </tbody> </table>	YEAR	GP/GS	PPG	APG	RPG	SPG	FG%	FT%	2016-17	34/28	12.6	2.0	3.7	1.1	.443	.750	Career	34/28	12.6	2.0	3.7	1.1	.443	.750	<p>PLAYER NOTABLES:</p> <ul style="list-style-type: none"> • All four 20-point games this season came on the road. • Scored 10+ points in 26 of 34 games this season. • Averaging 16.8 ppg over the last nine games, including two 20-point efforts, both in road victories. 	<p>CAREER HIGHS</p> <p>PTS: 23 - (2x) last at S. Carolina (2/15/17) AST: 6 - vs. Vanderbilt (2/17/17) REB: 6 - (6x) last vs. Ole Miss (3/11/17) STL: 4 - at #12 Florida (3/1/17)</p>
YEAR	GP/GS	PPG	APG	RPG	SPG	FG%	FT%																					
2016-17	34/28	12.6	2.0	3.7	1.1	.443	.750																					
Career	34/28	12.6	2.0	3.7	1.1	.443	.750																					
1		<p>TREY THOMPSON ■ JR ■ F ■ 6-9 ■ 265 Madison, Ark. ■ Forrest City HS</p> <table border="1"> <thead> <tr> <th>YEAR</th> <th>GP/GS</th> <th>PPG</th> <th>RPG</th> <th>BPG</th> <th>APG</th> <th>FG%</th> <th>FT%</th> </tr> </thead> <tbody> <tr> <td>2016-17</td> <td>34/0</td> <td>2.6</td> <td>3.3</td> <td>0.9</td> <td>1.6</td> <td>.630</td> <td>.655</td> </tr> <tr> <td>Career</td> <td>77/1</td> <td>2.4</td> <td>3.2</td> <td>0.7</td> <td>1.2</td> <td>.600</td> <td>.603</td> </tr> </tbody> </table>	YEAR	GP/GS	PPG	RPG	BPG	APG	FG%	FT%	2016-17	34/0	2.6	3.3	0.9	1.6	.630	.655	Career	77/1	2.4	3.2	0.7	1.2	.600	.603	<p>PLAYER NOTABLES:</p> <ul style="list-style-type: none"> • Tied for team lead with 44 assists against SEC opponents. • Had a career-high 11 rebounds on Feb. 25 at Auburn • Had a career-high six assists against TAMU on Feb. 22. 	<p>CAREER HIGHS</p> <p>PTS: 13 - LSU (2/23/16) REB: 11 - at Auburn (2/25/17) BLK: 4 - Texas Tech (1/30/16) AST: 6 - Texas A&M (2/22/17)</p>
YEAR	GP/GS	PPG	RPG	BPG	APG	FG%	FT%																					
2016-17	34/0	2.6	3.3	0.9	1.6	.630	.655																					
Career	77/1	2.4	3.2	0.7	1.2	.600	.603																					
2		<p>ADRIO BAILEY ■ FR ■ F ■ 6-6 ■ 204 Campti, La. ■ Lakeview HS</p> <table border="1"> <thead> <tr> <th>YEAR</th> <th>GP/GS</th> <th>PPG</th> <th>RPG</th> <th>BPG</th> <th>APG</th> <th>FG%</th> <th>FT%</th> </tr> </thead> <tbody> <tr> <td>2016-17</td> <td>26/2</td> <td>1.8</td> <td>1.3</td> <td>0.3</td> <td>0.3</td> <td>.571</td> <td>.316</td> </tr> <tr> <td>Career</td> <td>26/2</td> <td>1.8</td> <td>1.3</td> <td>0.3</td> <td>0.3</td> <td>.571</td> <td>.316</td> </tr> </tbody> </table>	YEAR	GP/GS	PPG	RPG	BPG	APG	FG%	FT%	2016-17	26/2	1.8	1.3	0.3	0.3	.571	.316	Career	26/2	1.8	1.3	0.3	0.3	.571	.316	<p>PLAYER NOTABLES:</p> <ul style="list-style-type: none"> • Recorded his first career start on Feb. 11 at LSU. • Scored a career-high 14 points, 7 rebounds, 2 assists and 2 blocks against Austin Peay. • Tied his career high with 2 steals against TAMU (Feb. 22). 	<p>CAREER HIGHS</p> <p>PTS: 14 - Austin Peay (12/3/16) REB: 7 - Austin Peay (12/3/16) BLK: 2 - (2x) last vs. Vanderbilt (2/17/17) AST: 2 - Austin Peay (12/3/16)</p>
YEAR	GP/GS	PPG	RPG	BPG	APG	FG%	FT%																					
2016-17	26/2	1.8	1.3	0.3	0.3	.571	.316																					
Career	26/2	1.8	1.3	0.3	0.3	.571	.316																					
3		<p>DUSTY HANNAHS ■ SR ■ G ■ 6-3 ■ 210 Little Rock, Ark. ■ Texas Tech University</p> <table border="1"> <thead> <tr> <th>YEAR</th> <th>GP/GS</th> <th>PPG</th> <th>APG</th> <th>SPG</th> <th>FG%</th> <th>3FG%</th> <th>FT%</th> </tr> </thead> <tbody> <tr> <td>2016-17</td> <td>34/21</td> <td>14.6</td> <td>1.2</td> <td>0.4</td> <td>.440</td> <td>.380</td> <td>.903</td> </tr> <tr> <td>Career</td> <td>129/67</td> <td>11.5</td> <td>0.9</td> <td>0.5</td> <td>.428</td> <td>.393</td> <td>.886</td> </tr> </tbody> </table>	YEAR	GP/GS	PPG	APG	SPG	FG%	3FG%	FT%	2016-17	34/21	14.6	1.2	0.4	.440	.380	.903	Career	129/67	11.5	0.9	0.5	.428	.393	.886	<p>PLAYER NOTABLES:</p> <ul style="list-style-type: none"> • Leads the SEC in free throw percentage (.903). • Recorded his 1,000th career point as a Razorback in the semifinals of the SEC Tournament versus Vanderbilt. • 5th player in school history to score 1,000 points in 2 yrs. 	<p>CAREER HIGHS</p> <p>PTS: 33 - Florida (3/10/16) AST: 6 - at West Virginia (12/22/14) STL: 3 - (2x) last vs. Miss. St. (1/19/16) 3FGM: 8 - Miss. St. (1/19/16)</p>
YEAR	GP/GS	PPG	APG	SPG	FG%	3FG%	FT%																					
2016-17	34/21	14.6	1.2	0.4	.440	.380	.903																					
Career	129/67	11.5	0.9	0.5	.428	.393	.886																					
4		<p>DARYL MACON ■ JR ■ G ■ 6-3 ■ 185 Little Rock, Ark. ■ Holmes CC</p> <table border="1"> <thead> <tr> <th>YEAR</th> <th>GP/GS</th> <th>PPG</th> <th>APG</th> <th>SPG</th> <th>FG%</th> <th>3FG%</th> <th>FT%</th> </tr> </thead> <tbody> <tr> <td>2016-17</td> <td>34/21</td> <td>13.4</td> <td>2.2</td> <td>1.1</td> <td>.453</td> <td>.383</td> <td>.876</td> </tr> <tr> <td>Career</td> <td>34/21</td> <td>13.4</td> <td>2.2</td> <td>1.1</td> <td>.453</td> <td>.383</td> <td>.876</td> </tr> </tbody> </table>	YEAR	GP/GS	PPG	APG	SPG	FG%	3FG%	FT%	2016-17	34/21	13.4	2.2	1.1	.453	.383	.876	Career	34/21	13.4	2.2	1.1	.453	.383	.876	<p>PLAYER NOTABLES:</p> <ul style="list-style-type: none"> • 5th in the SEC in free throw percentage (.876). • Is 27-of-30 from free throw line in final minute of games. • 4th Razorback in SEC era to score 30 points off bench. • SEC All-Tournament Team selection, averaging 16.7 ppg. 	<p>CAREER HIGHS</p> <p>PTS: 30 - Ole Miss (2/18/17) AST: 6 - Missouri (1/14/17) STL: 4 - Fort Wayne (11/11/16) 3FGM: 6 - Ole Miss (2/18/17)</p>
YEAR	GP/GS	PPG	APG	SPG	FG%	3FG%	FT%																					
2016-17	34/21	13.4	2.2	1.1	.453	.383	.876																					
Career	34/21	13.4	2.2	1.1	.453	.383	.876																					
5		<p>ARLANDO COOK ■ JR ■ F ■ 6-8 ■ 215 St. Louis, Mo. ■ Connors State College</p> <table border="1"> <thead> <tr> <th>YEAR</th> <th>GP/GS</th> <th>PPG</th> <th>RPG</th> <th>BPG</th> <th>APG</th> <th>FG%</th> <th>FT%</th> </tr> </thead> <tbody> <tr> <td>2016-17</td> <td>34/7</td> <td>3.0</td> <td>2.4</td> <td>0.4</td> <td>0.4</td> <td>.443</td> <td>.649</td> </tr> <tr> <td>Career</td> <td>34/7</td> <td>3.0</td> <td>2.4</td> <td>0.4</td> <td>0.4</td> <td>.443</td> <td>.649</td> </tr> </tbody> </table>	YEAR	GP/GS	PPG	RPG	BPG	APG	FG%	FT%	2016-17	34/7	3.0	2.4	0.4	0.4	.443	.649	Career	34/7	3.0	2.4	0.4	0.4	.443	.649	<p>PLAYER NOTABLES:</p> <ul style="list-style-type: none"> • Scored 8 points in the first half at Auburn on Feb. 25. • Had a career high four offensive rebounds at Missouri on Feb. 4. • Pulled down at least one rebound in 30 of 34 games. 	<p>CAREER HIGHS</p> <p>PTS: 9 - Southern Illinois (11/14/16) REB: 7 - at Texas A&M (1/17/17) BLK: 3 - (5x) last vs. Sam Houston State (12/20/16) AST: 2 - (3x) last vs. LSU (1/21/17)</p>
YEAR	GP/GS	PPG	RPG	BPG	APG	FG%	FT%																					
2016-17	34/7	3.0	2.4	0.4	0.4	.443	.649																					
Career	34/7	3.0	2.4	0.4	0.4	.443	.649																					
12		<p>BRACHEN HAZEN ■ FR ■ F ■ 6-8 ■ 195 Fort Wayne, Ind. ■ Columbia City HS</p> <table border="1"> <thead> <tr> <th>YEAR</th> <th>GP/GS</th> <th>PPG</th> <th>APG</th> <th>RPG</th> <th>FG%</th> <th>3FG%</th> <th>FT%</th> </tr> </thead> <tbody> <tr> <td>2016-17</td> <td>14/0</td> <td>0.2</td> <td>0.1</td> <td>0.9</td> <td>.167</td> <td>.000</td> <td>.250</td> </tr> <tr> <td>Career</td> <td>14/0</td> <td>0.2</td> <td>0.1</td> <td>0.9</td> <td>.167</td> <td>.000</td> <td>.250</td> </tr> </tbody> </table>	YEAR	GP/GS	PPG	APG	RPG	FG%	3FG%	FT%	2016-17	14/0	0.2	0.1	0.9	.167	.000	.250	Career	14/0	0.2	0.1	0.9	.167	.000	.250	<p>PLAYER NOTABLES:</p> <ul style="list-style-type: none"> • Had a tip-in off an offensive rebound vs. Austin Peay. • Ranked as the No. 7 player in the state of Indiana. • Had five rebounds in seven minutes of action against Sam Houston State in North Little Rock. 	<p>CAREER HIGHS</p> <p>PTS: 2 - Austin Peay (12/3/16) AST: 1 - Sam Houston State (12/22/16) REB: 5 - Sam Houston State (12/22/16) 3FGM: --</p>
YEAR	GP/GS	PPG	APG	RPG	FG%	3FG%	FT%																					
2016-17	14/0	0.2	0.1	0.9	.167	.000	.250																					
Career	14/0	0.2	0.1	0.9	.167	.000	.250																					
13		<p>DUSTIN THOMAS ■ R-JR ■ F ■ 6-8 ■ 225 Texarkana, Texas ■ University of Colorado</p> <table border="1"> <thead> <tr> <th>YEAR</th> <th>GP/GS</th> <th>PPG</th> <th>RPG</th> <th>BPG</th> <th>SPG</th> <th>FG%</th> <th>FT%</th> </tr> </thead> <tbody> <tr> <td>2016-17</td> <td>34/25</td> <td>5.2</td> <td>3.8</td> <td>0.2</td> <td>0.6</td> <td>.471</td> <td>.662</td> </tr> <tr> <td>Career</td> <td>101/42</td> <td>4.4</td> <td>2.9</td> <td>0.2</td> <td>0.4</td> <td>.446</td> <td>.632</td> </tr> </tbody> </table>	YEAR	GP/GS	PPG	RPG	BPG	SPG	FG%	FT%	2016-17	34/25	5.2	3.8	0.2	0.6	.471	.662	Career	101/42	4.4	2.9	0.2	0.4	.446	.632	<p>PLAYER NOTABLES:</p> <ul style="list-style-type: none"> • Has scored 8+ points in 10 games this season. • Recorded 10 pts and 6 rbs in his first start as a Razorback. • Had seven first half rebounds against Sam Houston State. • Sat out last season after transferring from Colorado. 	<p>CAREER HIGHS</p> <p>PTS: 17 - USC (1/4/15) REB: 9 - at LSU (2/11/17) BLK: 2 - (2x) last vs. California (2/12/15) STL: 3 - (2x) last at LSU (2/11/17)</p>
YEAR	GP/GS	PPG	RPG	BPG	SPG	FG%	FT%																					
2016-17	34/25	5.2	3.8	0.2	0.6	.471	.662																					
Career	101/42	4.4	2.9	0.2	0.4	.446	.632																					
21		<p>MANUALE WATKINS ■ SR ■ G ■ 6-3 ■ 222 Fayetteville, Ark. ■ Fayetteville HS</p> <table border="1"> <thead> <tr> <th>YEAR</th> <th>GP/GS</th> <th>PPG</th> <th>APG</th> <th>RPG</th> <th>SPG</th> <th>FG%</th> <th>FT%</th> </tr> </thead> <tbody> <tr> <td>2016-17</td> <td>34/21</td> <td>6.2</td> <td>1.9</td> <td>3.9</td> <td>1.2</td> <td>.576</td> <td>.567</td> </tr> <tr> <td>Career</td> <td>110/30</td> <td>4.3</td> <td>1.5</td> <td>2.8</td> <td>1.0</td> <td>.535</td> <td>.588</td> </tr> </tbody> </table>	YEAR	GP/GS	PPG	APG	RPG	SPG	FG%	FT%	2016-17	34/21	6.2	1.9	3.9	1.2	.576	.567	Career	110/30	4.3	1.5	2.8	1.0	.535	.588	<p>PLAYER NOTABLES:</p> <ul style="list-style-type: none"> • Has 20 TO's in 754 mins. of action or 1.0 TO every 37.7 mins. • Leads the team with 42 steals. • Second on the team in rebounding, averaging 3.9 rebounds per game. 	<p>CAREER HIGHS</p> <p>PTS: 14 - (2x) last at Wake Forest (12/4/15) AST: 5 - (3x) last vs. Ole Miss (2/18/17) REB: 9 - Northwestern St. (12/1/15) STL: 5 - Wake Forest (11/19/14)</p>
YEAR	GP/GS	PPG	APG	RPG	SPG	FG%	FT%																					
2016-17	34/21	6.2	1.9	3.9	1.2	.576	.567																					
Career	110/30	4.3	1.5	2.8	1.0	.535	.588																					
23		<p>C.J. JONES ■ FR ■ G ■ 6-5 ■ 175 Birmingham, Ala. ■ Central Park Christian</p> <table border="1"> <thead> <tr> <th>YEAR</th> <th>GP/GS</th> <th>PPG</th> <th>APG</th> <th>SPG</th> <th>FG%</th> <th>3FG%</th> <th>FT%</th> </tr> </thead> <tbody> <tr> <td>2016-17</td> <td>21/0</td> <td>2.4</td> <td>0.3</td> <td>0.1</td> <td>.472</td> <td>.500</td> <td>.714</td> </tr> <tr> <td>Career</td> <td>21/0</td> <td>2.4</td> <td>0.3</td> <td>0.1</td> <td>.472</td> <td>.500</td> <td>.714</td> </tr> </tbody> </table>	YEAR	GP/GS	PPG	APG	SPG	FG%	3FG%	FT%	2016-17	21/0	2.4	0.3	0.1	.472	.500	.714	Career	21/0	2.4	0.3	0.1	.472	.500	.714	<p>PLAYER NOTABLES:</p> <ul style="list-style-type: none"> • 36 of his 51 points this season have come from three's. • Averaged 28 ppg, 6 rpg, 4 apg and 3 spg as a senior. • Had 11 points vs. Austin Peay on 4-of-6 shooting, 3-of-4 from behind the arc. Is shooting 48.6 percent from the field. 	<p>CAREER HIGHS</p> <p>PTS: 11 - (2x) last vs. Austin Peay (12/3/16) AST: 2 - Austin Peay (12/3/16) STL: 1 - Missouri (1/14/17) 3FGM: 3 - Austin Peay (12/3/16)</p>
YEAR	GP/GS	PPG	APG	SPG	FG%	3FG%	FT%																					
2016-17	21/0	2.4	0.3	0.1	.472	.500	.714																					
Career	21/0	2.4	0.3	0.1	.472	.500	.714																					
31		<p>ANTON BEARD ■ JR ■ G ■ 6-0 ■ 198 North Little Rock, Ark. ■ North Little Rock HS</p> <table border="1"> <thead> <tr> <th>YEAR</th> <th>GP/GS</th> <th>PPG</th> <th>APG</th> <th>SPG</th> <th>FG%</th> <th>3FG%</th> <th>FT%</th> </tr> </thead> <tbody> <tr> <td>2016-17</td> <td>34/11</td> <td>7.4</td> <td>1.9</td> <td>1.0</td> <td>.406</td> <td>.353</td> <td>.747</td> </tr> <tr> <td>Career</td> <td>92/28</td> <td>6.6</td> <td>1.7</td> <td>1.0</td> <td>.381</td> <td>.335</td> <td>.686</td> </tr> </tbody> </table>	YEAR	GP/GS	PPG	APG	SPG	FG%	3FG%	FT%	2016-17	34/11	7.4	1.9	1.0	.406	.353	.747	Career	92/28	6.6	1.7	1.0	.381	.335	.686	<p>PLAYER NOTABLES:</p> <ul style="list-style-type: none"> • Pulled down multiple rebounds in 11 of the last 18 games. • Has multiple assists in 19 games this year. • Had 7 dimes against LSU, most by a Razorback this year. 	<p>CAREER HIGHS</p> <p>PTS: 18 - at Georgia (1/23/16) AST: 7 - LSU (1/21/17) STL: 5 - Milwaukee (12/22/14) 3FGM: 4 - at Ole Miss (2/14/15)</p>
YEAR	GP/GS	PPG	APG	SPG	FG%	3FG%	FT%																					
2016-17	34/11	7.4	1.9	1.0	.406	.353	.747																					
Career	92/28	6.6	1.7	1.0	.381	.335	.686																					
33		<p>MOSES KINGSLEY ■ SR ■ F ■ 6-10 ■ 230 Abuja, Nigeria ■ Huntington Prep (W.Va.)</p> <table border="1"> <thead> <tr> <th>YEAR</th> <th>GP/GS</th> <th>PPG</th> <th>RPG</th> <th>BPG</th> <th>SPG</th> <th>FG%</th> <th>FT%</th> </tr> </thead> <tbody> <tr> <td>2016-17</td> <td>34/34</td> <td>11.8</td> <td>7.8</td> <td>2.6</td> <td>0.6</td> <td>.459</td> <td>.767</td> </tr> <tr> <td>Career</td> <td>134/69</td> <td>8.7</td> <td>5.6</td> <td>1.9</td> <td>0.6</td> <td>.506</td> <td>.679</td> </tr> </tbody> </table>	YEAR	GP/GS	PPG	RPG	BPG	SPG	FG%	FT%	2016-17	34/34	11.8	7.8	2.6	0.6	.459	.767	Career	134/69	8.7	5.6	1.9	0.6	.506	.679	<p>PLAYER NOTABLES:</p> <ul style="list-style-type: none"> • Named All-SEC 2nd team & to the SEC All-Defensive team. • Is second in the SEC in career double-doubles with 24. • Is T-17th in the country with 2.56 blocks per game. • Has 3+ blocks in 16 games this season. 	<p>CAREER HIGHS</p> <p>PTS: 26 - at Dayton (12/30/15) REB: 14 - (3x) last vs. #25 Florida (12/29/16) BLK: 8 - Tennessee Tech (12/12/15) STL: 4 - Auburn (2/17/16)</p>
YEAR	GP/GS	PPG	RPG	BPG	SPG	FG%	FT%																					
2016-17	34/34	11.8	7.8	2.6	0.6	.459	.767																					
Career	134/69	8.7	5.6	1.9	0.6	.506	.679																					
HC		 1980-82 - Student-Athlete	 1982-85 - Volunteer Assistant	 1985-89 - Volunteer Assistant 1989-00 - Assistant Coach 2000-02 - Assistant Head Coach	 2002-06 - Head Coach 89-41 (.680)	 2006-11 - Head Coach 111-57 (.660)	 2011-Present - Head Coach 127-73 (.635)																					



**BOX
SCORES**

GAME 1

Arkansas vs Fort Wayne Nov. 11, 2016 at 7 p.m. at Fayetteville, Ark. (Bud Walton Arena)

Fort Wayne 83 • 0-1

#	Player	Total		3-Ptr		Rebounds			PF	TP	A	TO	Blk	Stl	Min
		FG-FGA	FG-FGA	FT-FTA	Off	Def	Tot								
02	Stewart, Deangelo	f	1-9	1-6	0-0	2	2	4	3	3	0	1	0	1	22
45	Calhoun, Brent	c	1-7	0-0	2-2	2	4	6	3	4	0	1	0	0	25
00	Evans, Mo	g	5-10	1-4	2-2	0	1	1	2	13	3	4	0	1	25
01	Scott, Bryson	g	2-10	2-7	7-14	2	4	6	4	13	3	5	0	1	27
55	Konchar, John	g	4-8	1-1	8-10	5	7	12	2	17	4	1	1	2	37
05	Charles Ruise Jr	g	0-4	0-3	0-1	1	0	1	1	0	0	0	0	0	12
13	Levitch, Jax	g	0-0	0-0	0-0	0	1	1	0	0	0	0	0	0	2
22	Taylor, Xzavier	g	5-8	0-0	2-5	3	0	3	4	12	0	0	0	0	15
32	Harrell, Kason	g	4-7	3-6	3-4	1	2	3	1	14	1	0	1	0	25
34	Talla, Racine	g	3-6	1-1	0-2	3	0	3	4	7	1	0	0	0	10
	Team					2	3	5							
	Totals		25-69	9-28	24-40	21	24	45	24	83	12	12	2	5	200

FG % 1st Half: 15-37 40.5% 2nd half: 10-32 31.3% Game: 25-69 36.2% Deadball Rebounds 8,3
 3FG % 1st Half: 6-18 33.3% 2nd half: 3-10 30.0% Game: 9-28 32.1%
 FT % 1st Half: 9-18 50.0% 2nd half: 15-22 68.2% Game: 24-40 60.0%

Arkansas 92 • 1-0

#	Player	Total		3-Ptr		Rebounds			PF	TP	A	TO	Blk	Stl	Min
		FG-FGA	FG-FGA	FT-FTA	Off	Def	Tot								
13	Thomas, Dustin	f	4-6	0-0	2-3	1	5	6	5	10	0	3	0	0	18
33	Kingsley, Moses	f	4-9	0-0	1-2	3	6	9	4	9	3	0	7	1	28
00	Barford, Jaylen	g	4-9	1-1	1-2	1	4	5	3	10	4	2	0	1	27
03	Hannahs, Dusty	g	7-17	1-6	8-10	1	0	1	1	23	2	1	0	1	30
04	Macon, Daryl	g	5-11	2-6	1-2	2	5	7	3	13	5	4	0	4	33
01	Thompson, Trey	g	2-2	0-0	1-2	0	4	4	3	5	1	0	2	0	13
02	Bailey, Adrio	g	0-0	0-0	0-0	0	1	1	1	0	0	1	0	0	3
05	Cook, Arlando	g	0-0	0-0	0-0	0	0	0	3	0	0	2	0	0	5
21	Watkins, Manuale	g	5-6	0-0	0-0	0	3	3	2	10	2	0	0	0	27
31	Beard, Anton	g	4-6	2-3	2-3	0	1	1	4	12	3	0	0	2	16
	Team					2	0	2							
	Totals		35-66	6-16	16-24	10	29	39	29	92	20	13	9	9	200

FG % 1st Half: 18-30 60.0% 2nd half: 17-36 47.2% Game: 35-66 53.0% Deadball Rebounds 2,2
 3FG % 1st Half: 5-8 62.5% 2nd half: 1-8 12.5% Game: 6-16 37.5%
 FT % 1st Half: 10-13 76.9% 2nd half: 6-11 54.5% Game: 16-24 66.7%

Officials: Mike Nance, Brian Shey, Rob Rorke
 Technical fouls: Fort Wayne-None. Arkansas-None.
 Attendance: 13787
 Estimated Actual Attendance: 7,504
 Fouled out: Arkansas #13, Thomas (1:35)

Score by periods	1st	2nd	Total
Fort Wayne	45	38	83
Arkansas	51	41	92

Last FG - FW 2nd-00:33, AR 2nd-01:00.
 Largest lead - FW by 6 1st-08:06, AR by 15 2nd-02:42.
 FW led for 07:16. AR led for 31:22. Game was tied for 00:52.

Points	In	Off	2nd	Fast	Bench
	Paint	T/O	Chance	Break	
Fort Wayne	22	12	21	0	33
Arkansas	52	16	9	24	27

Score tied - 4 times.
Lead changed - 4 times.

GAME 3

Arkansas vs UT Arlington Nov. 18, 2016 at 7 p.m. at Fayetteville, Ark. (Bud Walton Arena)

UT Arlington 67 • 1-3

#	Player	Total		3-Ptr		Rebounds			PF	TP	A	TO	Blk	Stl	Min
		FG-FGA	FG-FGA	FT-FTA	Off	Def	Tot								
34	Pope, Faith	f	1-5	0-1	3-4	2	3	5	3	5	0	0	1	2	13
45	Bilbao, Jorge	f	1-4	0-0	2-2	6	3	9	3	4	0	2	0	0	28
01	Neal, Erick	g	5-10	2-5	3-4	1	2	3	2	15	3	4	0	2	29
04	Charles, Drew	g	4-6	3-5	0-0	0	1	1	1	11	2	2	0	0	26
10	Jones, Jalen	g	3-10	3-6	1-2	2	1	3	4	10	2	1	0	0	26
02	Bryant, DJ	g	1-2	0-1	0-0	0	0	0	2	2	2	1	0	1	11
03	Hawkins, Nathan	g	1-2	0-1	0-0	0	1	1	3	2	0	1	1	0	14
05	Wilson, Kaelon	g	3-8	2-5	0-0	0	2	2	1	8	2	3	1	1	22
13	Kiris, Erkam	g	0-0	0-0	0-0	0	1	1	0	0	0	0	0	0	2
20	Harris, Julian	g	1-3	0-0	0-0	1	1	2	1	2	0	0	0	0	6
22	Kabadyundi, Link	g	0-1	0-0	0-0	0	0	0	1	0	0	0	0	0	5
25	Hervey, Kevin	g	3-8	2-5	0-0	0	3	3	4	8	1	3	0	0	18
	Team					2	2	4							
	Totals		23-59	12-29	9-12	14	20	34	25	67	12	18	3	6	200

FG % 1st Half: 15-31 48.4% 2nd half: 8-28 28.6% Game: 23-59 39.0% Deadball Rebounds 2,1
 3FG % 1st Half: 8-15 53.3% 2nd half: 4-14 28.6% Game: 12-29 41.4%
 FT % 1st Half: 5-6 83.3% 2nd half: 4-6 66.7% Game: 9-12 75.0%

Arkansas 71 • 3-0

#	Player	Total		3-Ptr		Rebounds			PF	TP	A	TO	Blk	Stl	Min
		FG-FGA	FG-FGA	FT-FTA	Off	Def	Tot								
13	Thomas, Dustin	f	1-3	0-0	6-8	2	4	6	4	8	2	1	1	2	28
33	Kingsley, Moses	c	2-5	0-0	1-2	1	2	3	4	5	1	3	4	1	30
00	Barford, Jaylen	g	6-12	1-2	4-6	3	3	6	1	17	2	6	0	3	31
03	Hannahs, Dusty	g	2-10	2-7	5-6	1	0	1	1	11	2	0	0	1	27
04	Macon, Daryl	g	2-6	0-3	3-4	0	2	2	4	7	2	1	0	2	26
01	Thompson, Trey	g	1-2	0-0	1-1	3	1	4	2	3	0	2	0	0	7
05	Cook, Arlando	g	0-2	0-0	1-2	1	0	1	0	1	0	1	1	1	13
21	Watkins, Manuale	g	3-5	0-0	1-1	1	2	3	0	7	1	0	0	1	20
31	Beard, Anton	g	4-8	2-3	2-2	1	5	6	2	12	2	0	0	0	18
	Team					1	2	3							
	Totals		21-53	5-15	24-32	14	21	35	18	71	10	14	6	11	200

FG % 1st Half: 9-29 31.0% 2nd half: 12-24 50.0% Game: 21-53 39.6% Deadball Rebounds 5,2
 3FG % 1st Half: 2-9 22.2% 2nd half: 3-6 50.0% Game: 5-15 33.3%
 FT % 1st Half: 12-15 80.0% 2nd half: 12-17 70.6% Game: 24-32 75.0%

Officials: Olandis Poole, Rusty Phillips, Garrick Shannon
 Technical fouls: UT Arlington-None. Arkansas-None.
 Attendance: 13587
 Estimated Actual Attendance: 6623

Score by periods	1st	2nd	Total
UT Arlington	43	24	67
Arkansas	32	39	71

Last FG - UT 2nd-00:41, AR 2nd-00:58.
 Largest lead - UT by 17 1st-12:37, AR by 7 2nd-10:36.
 UT led for 26:34. AR led for 11:37. Game was tied for 01:49.

Points	In	Off	2nd	Fast	Bench
	Paint	T/O	Chance	Break	
UT Arlington	20	20	18	8	22
Arkansas	24	28	9	10	23

Score tied - 3 times.
Lead changed - 1 time.

GAME 2

Arkansas vs Southern Illinois Nov. 14, 2016 at 7 p.m. at Fayetteville, Ark. (Bud Walton Arena)

Southern Illinois 65 • 0-2

#	Player	Total		3-Ptr		Rebounds			PF	TP	A	TO	Blk	Stl	Min
		FG-FGA	FG-FGA	FT-FTA	Off	Def	Tot								
33	O'Brien, Sean	f	3-8	0-1	0-0	0	2	2	4	6	0	4	0	0	21
40	Boi, Thik	f	3-9	0-0	3-4	4	8	12	1	9	1	2	1	1	28
01	Rodriguez, Mike	g	0-7	0-2	4-6	1	1	2	1	4	4	1	0	1	25
05	Vincent, Leo	g	3-8	2-5	2-2	0	4	4	3	10	1	1	0	0	31
22	Fletcher, Armon	g	5-7	3-4	0-0	2	3	5	3	13	1	3	0	3	32
00	Wiley, Jonathan	g	1-4	0-1	0-0	0	2	2	1	2	0	3	0	0	9
10	Cook, Aaron	g	1-2	0-1	4-4	0	0	0	0	6	3	1	0	2	18
13	Lloyd, Sean	g	4-9	1-3	1-2	0	1	1	2	10	0	0	0	1	15
15	Weiherr, Austin	g	1-2	0-1	1-2	0	0	0	1	3	0	2	0	0	11
24	Stradnieks, Rudy	g	1-4	0-0	0-0	3	0	3	0	2	0	0	0	1	10
	Team					2	1	3							
	Totals		22-60	6-18	15-20	12	22	34	16	65	10	17	1	9	200

FG % 1st Half: 8-33 24.2% 2nd half: 14-27 51.9% Game: 22-60 36.7% Deadball Rebounds 3
 3FG % 1st Half: 3-10 30.0% 2nd half: 3-8 37.5% Game: 6-18 33.3%
 FT % 1st Half: 6-8 75.0% 2nd half: 9-12 75.0% Game: 15-20 75.0%

Arkansas 90 • 2-0

#	Player	Total		3-Ptr		Rebounds			PF	TP	A	TO	Blk	Stl	Min
		FG-FGA	FG-FGA	FT-FTA	Off	Def	Tot								
13	Thomas, Dustin	f	1-3	0-0	0-0	1	0	1	1	2	4	0	0	0	18
33	Kingsley														

GAME 13

Arkansas vs No. 25 Florida
Dec. 29, 2016 at 8:05 p.m. at Fayetteville, Ark. (Bud Walton Arena)

Florida 81 • 10-3, 1-0 SEC

Player performance table for Florida vs Arkansas. Columns include FG-FGA, 3-Ptr, Rebounds, PF, TP, A TO Blk, Stl, Min. Includes totals and game statistics.

Summary statistics for Florida vs Arkansas, including FG %, 3FG %, FT %, and Deadball Rebounds.

Arkansas 72 • 11-2, 0-1 SEC

Player performance table for Arkansas vs Florida. Columns include FG-FGA, 3-Ptr, Rebounds, PF, TP, A TO Blk, Stl, Min. Includes totals and game statistics.

Summary statistics for Arkansas vs Florida, including FG %, 3FG %, FT %, and Deadball Rebounds.

Officials: Antinio Petty, Chuck Jones, Roger Ayers
Technical fouls: Florida-None. Arkansas-None.

Score by periods table for Arkansas vs Florida showing 1st, 2nd, and Total scores.

Last FG - UF 2nd-01:10, AR 2nd-00:10.
Largest lead - UF by 16 2nd-03:12, AR by 3 1st-14:09.

GAME 15

Arkansas at Kentucky
Jan. 7, 2017 at 7:30 p.m. at Lexington, Ky. (Rupp Arena)

Arkansas 71 • 12-3, 1-2

Player performance table for Arkansas vs Kentucky. Columns include FG-FGA, 3-Ptr, Rebounds, PF, TP, A TO Blk, Stl, Min. Includes totals and game statistics.

Summary statistics for Arkansas vs Kentucky, including FG %, 3FG %, FT %, and Deadball Rebounds.

Kentucky 97 • 13-2, 3-0

Player performance table for Kentucky vs Arkansas. Columns include FG-FGA, 3-Ptr, Rebounds, PF, TP, A TO Blk, Stl, Min. Includes totals and game statistics.

Summary statistics for Kentucky vs Arkansas, including FG %, 3FG %, FT %, and Deadball Rebounds.

Officials: Doug Shows, Terry Wymer, Alfred Smith
Technical fouls: Arkansas-Barford, Jaylen. Kentucky-Fox, De'Aaron.

Score by periods table for Kentucky vs Arkansas showing 1st, 2nd, and Total scores.

Last FG - AR 2nd-01:24, UK 2nd-00:53.
Largest lead - AR by 4 1st-08:04, UK by 26 2nd-00:21.

GAME 14

Arkansas at Tennessee
Jan. 3, 2017 at 5:30 p.m. at Knoxville, Tenn. (Thompson-Boling Arena)

Arkansas 82 • 12-2, 1-1 SEC

Player performance table for Arkansas vs Tennessee. Columns include FG-FGA, 3-Ptr, Rebounds, PF, TP, A TO Blk, Stl, Min. Includes totals and game statistics.

Summary statistics for Arkansas vs Tennessee, including FG %, 3FG %, FT %, and Deadball Rebounds.

Tennessee 78 • 8-6, 1-1 SEC

Player performance table for Tennessee vs Arkansas. Columns include FG-FGA, 3-Ptr, Rebounds, PF, TP, A TO Blk, Stl, Min. Includes totals and game statistics.

Summary statistics for Tennessee vs Arkansas, including FG %, 3FG %, FT %, and Deadball Rebounds.

Officials: Tony Greene, Ted Valentine, Gerry Pollard
Technical fouls: Arkansas-None. Tennessee-None.

Score by periods table for Tennessee vs Arkansas showing 1st, 2nd, and Total scores.

Last FG - AR 2nd-03:10, UT 2nd-00:02.
Largest lead - AR by 7 2nd-16:43, UT by 13 1st-04:06.

GAME 16

Arkansas vs Mississippi State
Jan. 10, 2017 at 8 p.m. at Fayetteville, Ark. (Bud Walton Arena)

Mississippi State 84 • 11-4, 2-1 SEC

Player performance table for Mississippi State vs Arkansas. Columns include FG-FGA, 3-Ptr, Rebounds, PF, TP, A TO Blk, Stl, Min. Includes totals and game statistics.

Summary statistics for Mississippi State vs Arkansas, including FG %, 3FG %, FT %, and Deadball Rebounds.

Arkansas 78 • 12-4, 1-3 SEC

Player performance table for Arkansas vs Mississippi State. Columns include FG-FGA, 3-Ptr, Rebounds, PF, TP, A TO Blk, Stl, Min. Includes totals and game statistics.

Summary statistics for Arkansas vs Mississippi State, including FG %, 3FG %, FT %, and Deadball Rebounds.

Officials: Joe DeRosa, Pat Adams, Lee Cassell
Technical fouls: Mississippi State-None. Arkansas-None.

Score by periods table for Arkansas vs Mississippi State showing 1st, 2nd, and Total scores.

Last FG - MS 2nd-00:53, AR 2nd-00:11.
Largest lead - MS by 10 2nd-00:40, AR by 7 1st-09:40.

GAME 29

Arkansas at Auburn
Feb. 25, 2017 at 7:30 p.m. at Auburn, Ala. (Auburn Arena)

Arkansas 79 • 22-7, 11-5

Box score table for Arkansas vs Auburn, including columns for Player, FG-FGA, 3-Ptr, FT-FTA, Rebounds, PF, TP, A TO Blk Stl, and Min.

Summary statistics for Arkansas vs Auburn, including FG % 1st Half, 3FG % 1st Half, FT % 1st Half, and Game statistics.

Auburn 68 • 17-12, 6-10

Box score table for Auburn vs Arkansas, including columns for Player, FG-FGA, 3-Ptr, FT-FTA, Rebounds, PF, TP, A TO Blk Stl, and Min.

Summary statistics for Auburn vs Arkansas, including FG % 1st Half, 3FG % 1st Half, FT % 1st Half, and Game statistics.

Officials: Michael Roberts, Chuck Jones, Brian Shey
Technical fouls: Arkansas-None. Auburn-TEAM.
Attendance: 8098

Score by periods table for Arkansas vs Auburn game.

Points in the paint table for Arkansas vs Auburn game.

Last FG - AR 2nd-04:34, AU 2nd-00:12.
Largest lead - AR by 15 2nd-01:17, AU by 5 1st-17:01.
AR led for 31:58, AU led for 06:28. Game was tied for 01:34.

Score tied - 2 times.
Lead changed - 6 times.

GAME 31

Arkansas vs Georgia
March 4, 2017 at 1 p.m. at Fayetteville, Ark. (Bud Walton Arena)

Georgia 67 • 18-13, 9-9 SEC

Box score table for Georgia vs Arkansas, including columns for Player, FG-FGA, 3-Ptr, FT-FTA, Rebounds, PF, TP, A TO Blk Stl, and Min.

Summary statistics for Georgia vs Arkansas, including FG % 1st Half, 3FG % 1st Half, FT % 1st Half, and Game statistics.

Arkansas 85 • 23-8, 12-6 SEC

Box score table for Arkansas vs Georgia, including columns for Player, FG-FGA, 3-Ptr, FT-FTA, Rebounds, PF, TP, A TO Blk Stl, and Min.

Summary statistics for Arkansas vs Georgia, including FG % 1st Half, 3FG % 1st Half, FT % 1st Half, and Game statistics.

Officials: Joe Lindsay, Patrick Evans, Sean Casey
Technical fouls: Georgia-None. Arkansas-None.
Attendance: 18247
Estimated Actual Attendance: 16,055

Score by periods table for Arkansas vs Georgia game.

Points in the paint table for Arkansas vs Georgia game.

Last FG - UGA 2nd-00:17, AR 2nd-00:22.
Largest lead - UGA by 7 1st-08:53, AR by 21 2nd-02:50.
UGA led for 08:00. AR led for 26:59. Game was tied for 05:01.

Score tied - 6 times.
Lead changed - 6 times.

GAME 30

Arkansas at No. 12 Florida
March 1, 2017 at 6 p.m. at Gainesville, Fla. (Exactech Arena)

Arkansas 65 • 22-8, 11-6 SEC

Box score table for Arkansas vs Florida, including columns for Player, FG-FGA, 3-Ptr, FT-FTA, Rebounds, PF, TP, A TO Blk Stl, and Min.

Summary statistics for Arkansas vs Florida, including FG % 1st Half, 3FG % 1st Half, FT % 1st Half, and Game statistics.

Florida 78 • 24-6, 14-3 SEC

Box score table for Florida vs Arkansas, including columns for Player, FG-FGA, 3-Ptr, FT-FTA, Rebounds, PF, TP, A TO Blk Stl, and Min.

Summary statistics for Florida vs Arkansas, including FG % 1st Half, 3FG % 1st Half, FT % 1st Half, and Game statistics.

Officials: Doug Simrons, Mike Nance, Keith Kimble
Technical fouls: Arkansas-None. Florida-None.
Attendance: 10978

Score by periods table for Florida vs Arkansas game.

Points in the paint table for Florida vs Arkansas game.

Last FG - AR 2nd-02:18, UF 2nd-02:28.
Largest lead - AR by 2 1st-19:28, UF by 16 1st-09:34.
AR led for 00:32. UF led for 38:14. Game was tied for 01:14.

Score tied - 2 times.
Lead changed - 1 time.

GAME 32

Arkansas vs No. 6 Ole Miss
March 10, 2017 at 8:30 p.m. at Nashville, Tenn. (Bridgestone Arena)

Ole Miss 72 • 20-13

Box score table for Ole Miss vs Arkansas, including columns for Player, FG-FGA, 3-Ptr, FT-FTA, Rebounds, PF, TP, A TO Blk Stl, and Min.

Summary statistics for Ole Miss vs Arkansas, including FG % 1st Half, 3FG % 1st Half, FT % 1st Half, and Game statistics.

Arkansas 73 • 24-8

Box score table for Arkansas vs Ole Miss, including columns for Player, FG-FGA, 3-Ptr, FT-FTA, Rebounds, PF, TP, A TO Blk Stl, and Min.

Summary statistics for Arkansas vs Ole Miss, including FG % 1st Half, 3FG % 1st Half, FT % 1st Half, and Game statistics.

Officials: Antinio Petty, Tony Henderson, Rob Rorke
Technical fouls: Ole Miss-None. Arkansas-None.
Attendance: 14227
Session 5 attendance is 14,227.

Score by periods table for Arkansas vs Ole Miss game.

Points in the paint table for Arkansas vs Ole Miss game.

Last FG - OM 2nd-00:01, AR 2nd-01:28.
Largest lead - OM by 9 1st-15:20, AR by 6 2nd-09:41.
OM led for 17:51. AR led for 14:50. Game was tied for 07:19.

Score tied - 13 times.
Lead changed - 12 times.

GAME 33

Arkansas vs No. 7 Vanderbilt
March 11, 2017 at 2:30 p.m. at Nashville, Tenn. (Bridgestone Arena)

Vanderbilt 62 • 19-15

##	Player	Total		3-Ptr		Rebounds			PF	TP	A	TO	Blk	Stl	Min
		FG-FGA	FG-FGA	FT-FTA	Off	Def	Tot								
03	Kornet, Luke	f	1-8	0-5	4-5	0	8	8	0	6	3	2	3	1	26
11	Roberson, Jeff	f	3-8	1-3	3-4	2	3	5	3	10	2	1	1	0	27
02	Toye, Joe	g	4-10	3-6	0-0	1	2	3	2	11	0	2	1	0	32
13	Lachance, Riley	g	2-7	1-2	7-7	0	3	3	3	12	3	4	0	2	30
24	Cressler, Nolan	g	2-5	1-2	2-2	1	3	4	1	7	1	0	0	0	24
01	Willis, Payton	g	1-6	0-4	0-0	0	2	2	2	2	0	2	0	0	19
05	Fisher-Davis, Matthe	g	3-8	2-7	2-2	1	2	3	1	10	1	0	0	2	21
12	Baptiste, Djery	g	1-2	0-0	2-2	1	1	2	1	4	0	2	1	0	11
15	Brown, Clevon	g	0-2	0-2	0-0	0	2	2	0	0	0	2	0	0	10
Team						3	1	4							
Totals			17-56	8-31	20-22	9	27	36	13	62	10	15	6	5	200

FG % 1st Half: 7-27 25.9% 2nd half: 10-29 34.5% Game: 17-56 30.4% Deadball Rebounds 1
3FG % 1st Half: 4-15 26.7% 2nd half: 4-16 25.0% Game: 8-31 25.8%
FT % 1st Half: 13-13 100.0 2nd half: 7-9 77.8% Game: 20-22 90.9%

Arkansas 76 • 25-8

##	Player	Total		3-Ptr		Rebounds			PF	TP	A	TO	Blk	Stl	Min
		FG-FGA	FG-FGA	FT-FTA	Off	Def	Tot								
13	Thomas, Dustin	f	1-5	0-0	0-1	0	1	1	1	2	3	2	1	1	17
33	Kingsley, Moses	f	6-10	0-0	0-0	1	12	13	1	12	0	3	1	1	28
00	Barford, Jaylen	g	8-17	1-5	1-2	3	1	4	1	18	0	0	0	3	25
03	Hannahs, Dusty	g	5-12	2-5	4-4	0	1	1	2	16	1	2	1	0	29
21	Watkins, Manuale	g	4-5	1-1	0-0	1	4	5	0	9	4	0	0	0	27
01	Thompson, Trey	g	1-1	0-0	0-0	0	3	3	3	2	1	3	1	0	15
02	Bailey, Adrio	g	0-1	0-0	0-0	0	0	0	1	0	0	0	0	0	7
04	Macon, Daryl	g	6-10	1-4	2-2	0	3	3	2	15	2	2	0	2	19
05	Cook, Arlando	g	0-1	0-0	0-0	0	3	3	4	0	0	0	0	0	9
23	Jones, CJ	g	0-0	0-0	0-0	0	1	1	0	0	0	0	0	0	2
31	Beard, Anton	g	1-5	0-2	0-0	0	0	0	1	2	1	0	0	4	22
Team						3	2	5							
Totals			32-67	5-17	7-9	8	31	39	16	76	12	12	4	11	200

FG % 1st Half: 16-36 44.4% 2nd half: 16-31 51.6% Game: 32-67 47.8% Deadball Rebounds 2
3FG % 1st Half: 2-8 25.0% 2nd half: 3-9 33.3% Game: 5-17 29.4%
FT % 1st Half: 1-3 33.3% 2nd half: 6-6 100.0 Game: 7-9 77.8%

Officials: Anthony Jordan, Pat Adams, Joe Lindsay
Technical fouls: Vanderbilt-None. Arkansas-None.
Attendance: 19196
Session 6 attendance is 19,196.

Score by periods	1st	2nd	Total
Vanderbilt	31	31	62
Arkansas	35	41	76

Last FG - VU 2nd-00:19, AR 2nd-00:26.
Largest lead - VU by 3 1st-10:07, AR by 27 2nd-08:55.
VU led for 02:06. AR led for 36:57. Game was tied for 00:57.

Points	In	Off	2nd	Fast	Bench
VU	16	12	4	2	16
AR	46	15	10	12	19

Score tied - 2 times.
Lead changed - 4 times.

GAME 34

Arkansas vs No. 1 Kentucky
March 12, 2017 at Noon at Nashville, Tenn. (Bridgestone Arena)

Arkansas 65 • 25-9, 12-6

##	Player	Total		3-Ptr		Rebounds			PF	TP	A	TO	Blk	Stl	Min
		FG-FGA	FG-FGA	FT-FTA	Off	Def	Tot								
13	Thomas, Dustin	f	2-3	0-0	0-0	1	2	3	3	4	0	2	0	1	21
33	Kingsley, Moses	f	3-6	0-0	2-2	2	4	6	3	8	0	3	2	0	24
00	Barford, Jaylen	g	4-13	1-4	4-4	0	2	2	3	13	1	2	0	1	29
03	Hannahs, Dusty	g	4-12	1-5	5-5	0	0	0	3	14	0	2	0	0	27
21	Watkins, Manuale	g	3-5	1-3	0-1	2	2	4	4	7	2	3	0	2	24
01	Thompson, Trey	g	0-1	0-0	0-0	0	1	1	2	0	4	0	2	0	19
04	Macon, Daryl	g	7-11	1-4	3-4	1	3	4	3	18	1	1	0	2	31
05	Cook, Arlando	g	0-1	0-0	0-2	1	1	2	0	0	0	0	0	0	8
12	Hazen, Brachen	g	0-0	0-0	0-0	0	0	0	0	0	0	0	0	0	1
23	Jones, CJ	g	0-0	0-0	0-0	0	1	1	0	0	0	0	0	0	1
31	Beard, Anton	g	0-3	0-2	1-2	0	0	0	1	1	0	1	0	1	15
Team						1	2	3							
Totals			23-55	4-18	15-20	8	18	26	22	65	8	14	4	7	200

FG % 1st Half: 10-27 37.0% 2nd half: 13-28 46.4% Game: 23-55 41.8% Deadball Rebounds 1
3FG % 1st Half: 3-12 25.0% 2nd half: 1-6 16.7% Game: 4-18 22.2%
FT % 1st Half: 7-10 70.0% 2nd half: 8-10 80.0% Game: 15-20 75.0%

Kentucky 82 • 29-5, 16-2

##	Player	Total		3-Ptr		Rebounds			PF	TP	A	TO	Blk	Stl	Min
		FG-FGA	FG-FGA	FT-FTA	Off	Def	Tot								
03	Adebayo, Edrice	f	5-8	0-0	7-8	4	5	9	2	17	0	3	1	0	31
35	Willis, Derek	f	2-2	1-1	0-0	1	8	9	3	5	0	1	2	0	26
00	Fox, De'Aaron	g	6-10	1-1	5-7	2	1	3	3	18	2	2	0	2	26
05	Monk, Malik	g	5-12	1-5	6-6	0	0	0	2	17	3	1	1	0	31
13	Briscoe, Isaiah	g	2-9	0-1	0-0	0	4	4	1	4	3	4	0	0	32
11	Mulder, Mychal	g	1-4	1-3	0-0	0	3	3	1	3	0	0	0	0	10
15	Humphries, Isaac	g	1-1	0-0	0-0	0	1	1	1	2	0	0	0	0	8
20	Calipari, Brad	g	0-0	0-0	0-0	0	0	0	0	0	0	0	0	0	1
25	Hawkins, Dominique	g	5-9	2-5	2-2	0	2	2	1	14	2	1	0	4	27
32	Gabriel, Wenyen	g	0-1	0-0	2-2	2	1	3	1	2	0	1	0	0	8
Team						3	3	6							
Totals			27-56	6-16	22-25	12	28	40	15	82	10	15	4	6	200

FG % 1st Half: 17-28 60.7% 2nd half: 10-28 35.7% Game: 27-56 48.2% Deadball Rebounds 2
3FG % 1st Half: 3-7 42.9% 2nd half: 3-9 33.3% Game: 6-16 37.5%
FT % 1st Half: 5-6 83.3% 2nd half: 17-19 89.5% Game: 22-25 88.0%

Officials: Anthony Jordan, Doug Shows, Joe Lindsay
Technical fouls: Arkansas-Kingsley, Moses 2. Kentucky-None.
Attendance: 19953
Session 7 attendance is 19,953.

Score by periods	1st	2nd	Total
Arkansas	30	35	65
Kentucky	42	40	82

Last FG - AR 2nd-01:32, UK 2nd-00:39.
Largest lead - AR by 2 1st-14:36, UK by 19 2nd-07:34.
AR led for 01:53. UK led for 35:03. Game was tied for 03:04.

Points	In	Off	2nd	Fast	Bench
AR	34	22	6	8	19
UK	36	22	15	8	21

Score tied - 4 times.
Lead changed - 6 times.

SEASON STATS





**2016-17 Arkansas Razorbacks
Arkansas Combined Team Statistics (as of Mar 12, 2017)
All games**



RECORD:	OVERALL	HOME	AWAY	NEUTRAL
ALL GAMES	25-9	15-3	6-5	4-1
CONFERENCE	12-6	6-3	6-3	0-0
NON-CONFERENCE	13-3	9-0	0-2	4-1

#	Player	gp-gs	min	Total		3-Point		F-Throw		Rebounds				pf dq		a to blk			pts	avg		
				fg-fga	fg%	3fg-fga	3fg%	ft-fa	ft%	off	def	tot	avg	pf	dq	a	to	blk			stl	
03	Hannahs, Dusty	34-21	843	24.8	162-368	.440	70-184	.380	102-113	.903	19	38	57	1.7	60	0	40	51	3	15	496	14.6
04	Macon, Daryl	34-21	855	25.1	134-296	.453	62-162	.383	127-145	.876	17	72	89	2.6	64	1	76	62	2	38	457	13.4
00	Barford, Jaylen	34-28	858	25.2	162-366	.443	28-102	.275	78-104	.750	35	90	125	3.7	76	0	69	64	6	39	430	12.6
33	Kingsley, Moses	34-34	933	27.4	135-294	.459	6-14	.429	125-163	.767	78	188	266	7.8	92	3	46	67	87	21	401	11.8
31	Beard, Anton	34-11	721	21.2	82-202	.406	30-85	.353	56-75	.747	28	41	69	2.0	65	2	65	36	0	36	250	7.4
21	Watkins, Manuale	34-21	754	22.2	91-158	.576	13-27	.481	17-30	.567	37	97	134	3.9	64	0	64	20	1	42	212	6.2
13	Thomas, Dustin	34-25	603	17.7	65-138	.471	1-5	.200	45-68	.662	41	88	129	3.8	98	4	36	34	8	22	176	5.2
05	Cook, Arlando	34-7	395	11.6	39-88	.443	0-0	.000	24-37	.649	29	54	83	2.4	60	1	12	23	13	10	102	3.0
01	Thompson, Trey	34-0	482	14.2	34-54	.630	0-1	.000	19-29	.655	29	84	113	3.3	77	0	56	21	29	21	87	2.6
23	Jones, CJ	21-0	126	6.0	17-36	.472	12-24	.500	5-7	.714	0	13	13	0.6	11	0	6	4	5	1	51	2.4
02	Bailey, Adrio	26-2	181	7.0	20-35	.571	0-0	.000	6-19	.316	13	22	35	1.3	26	0	7	10	7	11	46	1.8
15	Holmes, Jonathan	6-0	7	1.2	1-5	.200	0-4	.000	0-0	.000	0	1	1	0.2	1	0	0	0	0	0	2	0.3
12	Hazen, Brachen	14-0	42	3.0	1-6	.167	0-2	.000	1-4	.250	2	10	12	0.9	5	0	2	4	0	0	3	0.2
Team											57	50	107		1		3					
Total.....		34	6800		943-2046	.461	222-610	.364	605-794	.762	385	848	1233	36.3	700	11	479	399	161	256	2713	79.8
Opponents.....		34	6800		851-2027	.420	252-758	.332	562-797	.705	427	802	1229	36.1	644	-	428	445	111	168	2516	74.0

TEAM STATISTICS	AR	OPP	Date	Opponent	Score	Att.	
SCORING	2713	2516	11/11/16	FORT WAYNE	w 92-83	13787	
Points per game	79.8	74.0	11/14/16	SOUTHERN ILLINOIS	w 90-65	13308	
Scoring margin	+5.8	-	11/18/16	UT ARLINGTON	w 71-67	13587	
FIELD GOALS-ATT	943-2046	851-2027	11/22/16	at Minnesota	L 71-85	8997	
Field goal pct	.461	.420	11/28/16	MOUNT ST. MARY'S	w 89-76	13321	
3 POINT FG-ATT	222-610	252-758	12/01/16	STEPHEN F. AUSTIN	w 78-62	13358	
3-point FG pct	.364	.332	12/03/16	AUSTIN PEAY	w 99-62	19483	
3-pt FG made per game	6.5	7.4	12/06/16	HOUSTON	w 84-72	13455	
FREE THROWS-ATT	605-794	562-797	12/10/16	NORTH FLORIDA	w 91-76	13700	
Free throw pct	.762	.705	12/17/16	vs Texas	w 77-74	8777	
F-Throws made per game	17.8	16.5	12/20/16	NORTH DAKOTA STATE	w 71-55	16006	
REBOUNDS	1233	1229	12/22/16	vs Sam Houston State	w 90-56	12153	
Rebounds per game	36.3	36.1	* 12/29/16	FLORIDA	L 72-81	20355	
Rebounding margin	+0.1	-	* 01/03/17	at Tennessee	w 82-78	13002	
ASSISTS	479	428	* 01/07/17	at Kentucky	L 71-97	24322	
Assists per game	14.1	12.6	* 01/10/17	MISSISSIPPI STATE	L 78-84	15111	
TURNOVERS	399	445	* 01/14/17	MISSOURI	w 92-73	15424	
Turnovers per game	11.7	13.1	* 01/17/17	at Texas A&M	w 62-60	9474	
Turnover margin	+1.4	-	* 01/21/17	LSU	w 99-86	16333	
Assist/turnover ratio	1.2	1.0	* 01/24/17	at Vanderbilt	w 71-70	9408	
STEALS	256	168	01/28/17	at Oklahoma State	L 71-99	13611	
Steals per game	7.5	4.9	* 02/01/17	ALABAMA	w 87-68	14004	
BLOCKS	161	111	* 02/04/17	at Missouri	L 78-83	11434	
Blocks per game	4.7	3.3	* 02/07/17	VANDERBILT	L 59-72	13494	
ATTENDANCE	274446	203763	* 02/11/17	at LSU	w 78-70	7132	
Home games-Avg/Game	18-15247	11-11769	* 02/15/17	at South Carolina	w 83-76	13001	
Neutral site-Avg/Game	-	5-14861	* 02/18/17	OLE MISS	w 98-80	17356	
Score by Periods	1st	2nd	Totals	* 02/22/17	TEXAS A&M	w 86-77	14117
Arkansas	1244	1469	2713	* 02/25/17	at Auburn	w 79-68	8098
Opponents	1250	1266	2516	* 03/01/17	at Florida	L 65-78	10978
				* 03/04/17	GEORGIA	w 85-67	18247
				03/10/17	vs Ole Miss	w 73-72	14227
				03/11/17	vs Vanderbilt	w 76-62	19196
				03/12/17	vs Kentucky	L 65-82	19953



**2016-17 Arkansas Razorbacks
Arkansas Combined Team Statistics (as of Mar 13, 2017)
Conference games**



RECORD:	OVERALL	HOME	AWAY	NEUTRAL
ALL GAMES	12-6	6-3	6-3	0-0
CONFERENCE	12-6	6-3	6-3	0-0
NON-CONFERENCE	0-0	0-0	0-0	0-0

#	Player	gp-gs	min	avg	Total		3-Point		F-Throw		Rebounds				pf	dq	a	to	blk	stl	pts	avg
					fg-fga	fg%	3fg-fga	3fg%	ft-fga	ft%	off	def	tot	avg								
03	Hannahs, Dusty	18-11	459	25.5	88-192	.458	43-103	.417	42-47	.894	11	22	33	1.8	34	0	21	26	1	8	261	14.5
04	Macon, Daryl	18-10	467	25.9	69-153	.451	38-90	.422	72-84	.857	6	33	39	2.2	30	1	34	32	1	13	248	13.8
00	Barford, Jaylen	18-15	470	26.1	91-201	.453	13-56	.232	47-61	.770	18	53	71	3.9	43	0	36	35	1	18	242	13.4
33	Kingsley, Moses	18-18	509	28.3	74-163	.454	5-9	.556	75-101	.743	43	95	138	7.7	50	1	26	35	41	13	228	12.7
31	Beard, Anton	18-8	395	21.9	41-101	.406	15-42	.357	27-37	.730	10	20	30	1.7	38	2	33	19	0	18	124	6.9
21	Watkins, Manuale	18-10	405	22.5	48-83	.578	9-20	.450	7-16	.438	21	48	69	3.8	36	0	31	10	1	17	112	6.2
13	Thomas, Dustin	18-10	302	16.8	29-62	.468	0-3	.000	14-25	.560	19	49	68	3.8	57	3	13	16	4	12	72	4.0
05	Cook, Arlando	18-6	208	11.6	22-44	.500	0-0	.000	15-24	.625	14	33	47	2.6	35	1	7	12	5	3	59	3.3
01	Thompson, Trey	18-0	270	15.0	20-30	.667	0-1	.000	11-17	.647	17	44	61	3.4	40	0	36	9	15	14	51	2.8
02	Bailey, Adrio	14-2	80	5.7	8-16	.500	0-0	.000	2-8	.250	6	9	15	1.1	12	0	2	1	4	6	18	1.3
23	Jones, CJ	9-0	23	2.6	3-8	.375	2-6	.333	0-0	.000	0	1	1	0.1	2	0	0	0	0	1	8	0.9
15	Holmes, Jonathan	4-0	3	0.8	1-3	.333	0-2	.000	0-0	.000	0	0	0	0.0	1	0	0	0	0	0	2	0.5
12	Hazen, Brachen	5-0	9	1.8	0-2	.000	0-1	.000	0-0	.000	0	3	3	0.6	0	0	1	0	0	0	0	0.0
Team																						
Total.....		18	3600		494-1058	.467	125-333	.375	312-420	.743	186	435	621	34.5	378	8	240	197	73	123	1425	79.2
Opponents.....		18	3600		459-1057	.434	133-394	.338	317-447	.709	222	431	653	36.3	337	-	230	223	57	84	1368	76.0

TEAM STATISTICS	AR	OPP	Date	Opponent	Score	Att.
SCORING	1425	1368	* 12/29/16	FLORIDA	L 72-81	20355
Points per game	79.2	76.0	* 01/03/17	at Tennessee	W 82-78	13002
Scoring margin	+3.2	-	* 01/07/17	at Kentucky	L 71-97	24322
FIELD GOALS-ATT	494-1058	459-1057	* 01/10/17	MISSISSIPPI STATE	L 78-84	15111
Field goal pct	.467	.434	* 01/14/17	MISSOURI	W 92-73	15424
3 POINT FG-ATT	125-333	133-394	* 01/17/17	at Texas A&M	W 62-60	9474
3-point FG pct	.375	.338	* 01/21/17	LSU	W 99-86	16333
3-pt FG made per game	6.9	7.4	* 01/24/17	at Vanderbilt	W 71-70	9408
FREE THROWS-ATT	312-420	317-447	* 02/01/17	ALABAMA	W 87-68	14004
Free throw pct	.743	.709	* 02/04/17	at Missouri	L 78-83	11434
F-Throws made per game	17.3	17.6	* 02/07/17	VANDERBILT	L 59-72	13494
REBOUNDS	621	653	* 02/11/17	at LSU	W 78-70	7132
Rebounds per game	34.5	36.3	* 02/15/17	at South Carolina	W 83-76	13001
Rebounding margin	-1.8	-	* 02/18/17	OLE MISS	W 98-80	17356
ASSISTS	240	230	* 02/22/17	TEXAS A&M	W 86-77	14117
Assists per game	13.3	12.8	* 02/25/17	at Auburn	W 79-68	8098
TURNOVERS	197	223	* 03/01/17	at Florida	L 65-78	10978
Turnovers per game	10.9	12.4	* 03/04/17	GEORGIA	W 85-67	18247
Turnover margin	+1.4	-				
Assist/turnover ratio	1.2	1.0				
STEALS	123	84				
Steals per game	6.8	4.7				
BLOCKS	73	57				
Blocks per game	4.1	3.2				
ATTENDANCE	144441	106849				
Home games-Avg/Game	9-16049	9-11872				
Neutral site-Avg/Game	-	0-0				

Score by Periods	1st	2nd	Totals
Arkansas	646	779	1425
Opponents	663	705	1368



**2016-17 Arkansas Razorbacks
Arkansas Combined Team Statistics (as of Mar 13, 2017)
SEC Tournament**



RECORD:	OVERALL	HOME	AWAY	NEUTRAL
ALL GAMES	2-1	0-0	0-0	2-1
CONFERENCE	0-0	0-0	0-0	0-0
NON-CONFERENCE	2-1	0-0	0-0	2-1

#	Player	gp-gs	min	avg	Total		3-Point		F-Throw		Rebounds				pf	dq	a	to	blk	stl	pts	avg
					fg-fga	fg%	3fg-fga	3fg%	ft-fa	ft%	off	def	tot	avg								
04	Macon, Daryl	3-0	74	24.7	16-31	.516	4-13	.308	14-16	.875	2	9	11	3.7	8	0	6	5	0	5	50	16.7
00	Barford, Jaylen	3-3	86	28.7	16-44	.364	5-13	.385	7-8	.875	7	5	12	4.0	5	0	5	4	1	6	44	14.7
03	Hannahs, Dusty	3-3	81	27.0	13-36	.361	4-16	.250	13-13	1.000	0	1	1	0.3	6	0	2	4	1	0	43	14.3
33	Kingsley, Moses	3-3	78	26.0	12-25	.480	0-1	.000	4-4	1.000	6	19	25	8.3	7	1	1	7	7	1	28	9.3
21	Watkins, Manuale	3-3	73	24.3	11-16	.688	3-5	.600	0-1	.000	4	11	15	5.0	7	0	6	3	0	4	25	8.3
13	Thomas, Dustin	3-3	52	17.3	4-11	.364	0-0	.000	2-5	.400	1	5	6	2.0	4	0	3	6	1	3	10	3.3
31	Beard, Anton	3-0	55	18.3	3-10	.300	0-4	.000	1-2	.500	0	2	2	0.7	2	0	2	3	0	6	7	2.3
01	Thompson, Trey	3-0	59	19.7	2-4	.500	0-0	.000	1-1	1.000	0	11	11	3.7	7	0	8	4	4	1	5	1.7
05	Cook, Arlando	3-0	31	10.3	1-7	.143	0-0	.000	0-2	.000	4	6	10	3.3	6	0	0	0	1	0	2	0.7
23	Jones, CJ	2-0	3	1.5	0-0	.000	0-0	.000	0-0	.000	0	2	2	1.0	0	0	0	0	0	0	0	0.0
02	Bailey, Adrio	1-0	7	7.0	0-1	.000	0-0	.000	0-0	.000	0	0	0	0.0	1	0	0	0	0	0	0	0.0
12	Hazen, Brachen	1-0	1	1.0	0-0	.000	0-0	.000	0-0	.000	0	0	0	0.0	0	0	0	0	0	0	0	0.0
Team											4	5	9									
Total.....		3	600		78-185	.422	16-52	.308	42-52	.808	28	76	104	34.7	53	1	33	36	15	26	214	71.3
Opponents.....		3	600		72-186	.387	22-75	.293	50-61	.820	42	83	125	41.7	42	-	30	43	15	17	216	72.0

TEAM STATISTICS	AR	OPP	Date	Opponent	Score	Att.
SCORING	214	216	03/10/17	vs Ole Miss	w 73-72	14227
Points per game	71.3	72.0	03/11/17	vs Vanderbilt	w 76-62	19196
Scoring margin	-0.7	-	03/12/17	vs Kentucky	L 65-82	19953
FIELD GOALS-ATT	78-185	72-186	* - Conference game			
Field goal pct	.422	.387				
3 POINT FG-ATT	16-52	22-75				
3-point FG pct	.308	.293				
3-pt FG made per game	5.3	7.3				
FREE THROWS-ATT	42-52	50-61				
Free throw pct	.808	.820				
F-Throws made per game	14.0	16.7				
REBOUNDS	104	125				
Rebounds per game	34.7	41.7				
Rebounding margin	-7.0	-				
ASSISTS	33	30				
Assists per game	11.0	10.0				
TURNOVERS	36	43				
Turnovers per game	12.0	14.3				
Turnover margin	+2.3	-				
Assist/turnover ratio	0.9	0.7				
STEALS	26	17				
Steals per game	8.7	5.7				
BLOCKS	15	15				
Blocks per game	5.0	5.0				
ATTENDANCE	0	53376				
Home games-Avg/Game	0-0	0-0				
Neutral site-Avg/Game	-	3-17792				

Score by Periods	1st	2nd	Totals
Arkansas	105	109	214
Opponents	113	103	216



**2016-17 Arkansas Razorbacks
Arkansas Combined Team Statistics (as of Mar 12, 2017)
Road/Neutral Games**



RECORD:	OVERALL	HOME	AWAY	NEUTRAL
ALL GAMES	9-6	0-0	6-5	3-1
CONFERENCE	6-3	0-0	6-3	0-0
NON-CONFERENCE	3-3	0-0	0-2	3-1

#	Player	gp-gs	min	avg	Total		3-Point		F-Throw		Rebounds				pf	dq	a	to	blk	stl	pts	avg
					fg-fga	fg%	3fg-fga	3fg%	ft-fa	ft%	off	def	tot	avg								
00	Barford, Jaylen	15-13	415	27.7	84-192	.438	16-52	.308	43-53	.811	21	37	58	3.9	41	0	26	33	2	16	227	15.1
03	Hannahs, Dusty	15-10	397	26.5	71-168	.423	29-81	.358	45-50	.900	4	13	17	1.1	31	0	14	22	1	6	216	14.4
04	Macon, Daryl	15-8	385	25.7	53-133	.398	21-68	.309	82-92	.891	6	35	41	2.7	27	1	23	31	1	14	209	13.9
33	Kingsley, Moses	15-15	413	27.5	51-121	.421	2-5	.400	48-62	.774	26	84	110	7.3	40	2	12	26	39	6	152	10.1
21	Watkins, Manuale	15-9	347	23.1	41-66	.621	9-15	.600	0-5	.000	16	48	64	4.3	41	0	19	11	1	18	91	6.1
31	Beard, Anton	15-5	298	19.9	26-70	.371	6-22	.273	19-30	.633	12	13	25	1.7	27	1	18	18	0	14	77	5.1
13	Thomas, Dustin	15-9	271	18.1	22-52	.423	0-2	.000	13-19	.684	14	40	54	3.6	45	2	12	20	5	12	57	3.8
05	Cook, Arlando	15-4	176	11.7	17-41	.415	0-0	.000	8-15	.533	15	25	40	2.7	31	0	4	7	6	5	42	2.8
01	Thompson, Trey	15-0	232	15.5	10-22	.455	0-1	.000	7-11	.636	9	36	45	3.0	33	0	25	10	11	8	27	1.8
02	Bailey, Adrio	8-2	50	6.3	2-6	.333	0-0	.000	0-2	.000	0	6	6	0.8	5	0	2	0	1	2	4	0.5
23	Jones, CJ	6-0	11	1.8	0-0	.000	0-0	.000	0-0	.000	0	2	2	0.3	1	0	0	2	0	0	0	0.0
12	Hazen, Brachen	3-0	5	1.7	0-0	.000	0-0	.000	0-0	.000	0	0	0	0.0	0	0	0	0	0	0	0	0.0
Team											27	27	54		1		2					
Total.....		15	3000		377-871	.433	83-246	.337	265-339	.782	150	366	516	34.4	323	6	155	182	67	101	1102	73.5
Opponents.....		15	3000		388-895	.434	106-316	.335	272-370	.735	186	386	572	38.1	277	-	201	178	61	73	1154	76.9

TEAM STATISTICS	AR	OPP	Date	Opponent	Score	Att.
SCORING	1102	1154	11/22/16	at Minnesota	L 71-85	8997
Points per game	73.5	76.9	12/17/16	vs Texas	W 77-74	8777
Scoring margin	-3.5	-	* 01/03/17	at Tennessee	W 82-78	13002
FIELD GOALS-ATT	377-871	388-895	* 01/07/17	at Kentucky	L 71-97	24322
Field goal pct	.433	.434	* 01/17/17	at Texas A&M	W 62-60	9474
3 POINT FG-ATT	83-246	106-316	* 01/24/17	at Vanderbilt	W 71-70	9408
3-point FG pct	.337	.335	01/28/17	at Oklahoma State	L 71-99	13611
3-pt FG made per game	5.5	7.1	* 02/04/17	at Missouri	L 78-83	11434
FREE THROWS-ATT	265-339	272-370	* 02/11/17	at LSU	W 78-70	7132
Free throw pct	.782	.735	* 02/15/17	at South Carolina	W 83-76	13001
F-Throws made per game	17.7	18.1	* 02/25/17	at Auburn	W 79-68	8098
REBOUNDS	516	572	* 03/01/17	at Florida	L 65-78	10978
Rebounds per game	34.4	38.1	03/10/17	vs Ole Miss	W 73-72	14227
Rebounding margin	-3.7	-	03/11/17	vs Vanderbilt	W 76-62	19196
ASSISTS	155	201	03/12/17	vs Kentucky	L 65-82	19953
Assists per game	10.3	13.4				
TURNOVERS	182	178				
Turnovers per game	12.1	11.9				
Turnover margin	-0.3	-				
Assist/turnover ratio	0.9	1.1				
STEALS	101	73				
Steals per game	6.7	4.9				
BLOCKS	67	61				
Blocks per game	4.5	4.1				
ATTENDANCE	0	191610				
Home games-Avg/Game	0-0	11-11769				
Neutral site-Avg/Game	-	4-15538				

* - Conference game

Score by Periods	1st	2nd	Totals
Arkansas	500	602	1102
Opponents	582	572	1154



**2016-17 Arkansas Razorbacks
Arkansas Combined Team Statistics (as of Mar 13, 2017)
Home games**



RECORD:	OVERALL	HOME	AWAY	NEUTRAL
ALL GAMES	15-3	15-3	0-0	0-0
CONFERENCE	6-3	6-3	0-0	0-0
NON-CONFERENCE	9-0	9-0	0-0	0-0

#	Player	gp-gs	min	avg	Total		3-Point		F-Throw		Rebounds				pf	dq	a	to	blk	stl	pts	avg
					fg-fga	fg%	3fg-fga	3fg%	ft-fa	ft%	off	def	tot	avg								
03	Hannahs, Dusty	18-10	423	23.5	89-193	.461	40-98	.408	56-61	.918	14	22	36	2.0	27	0	25	26	2	9	274	15.2
33	Kingsley, Moses	18-18	497	27.6	79-164	.482	4-9	.444	70-92	.761	49	100	149	8.3	51	1	32	40	45	15	232	12.9
04	Macon, Daryl	18-12	447	24.8	75-154	.487	39-89	.438	42-50	.840	11	36	47	2.6	36	0	52	30	1	22	231	12.8
00	Barford, Jaylen	18-15	426	23.7	75-165	.455	11-47	.234	31-46	.674	14	50	64	3.6	33	0	42	31	4	22	192	10.7
31	Beard, Anton	18-6	405	22.5	52-126	.413	22-60	.367	31-37	.838	14	27	41	2.3	37	1	46	18	0	22	157	8.7
21	Watkins, Manuale	18-11	391	21.7	49-91	.538	4-12	.333	17-24	.708	21	47	68	3.8	21	0	44	8	0	22	119	6.6
13	Thomas, Dustin	18-15	315	17.5	42-83	.506	1-3	.333	28-43	.651	25	43	68	3.8	52	2	23	14	3	9	113	6.3
01	Thompson, Trey	18-0	236	13.1	24-32	.750	0-0	.000	12-18	.667	19	43	62	3.4	43	0	28	9	16	12	60	3.3
23	Jones, CJ	14-0	101	7.2	14-31	.452	11-22	.500	5-5	1.000	0	10	10	0.7	9	0	6	2	5	1	44	3.1
05	Cook, Arlando	18-3	204	11.3	20-44	.455	0-0	.000	16-22	.727	14	23	37	2.1	26	1	8	15	4	5	56	3.1
02	Bailey, Adrio	17-0	120	7.1	17-27	.630	0-0	.000	4-13	.308	13	14	27	1.6	19	0	5	9	5	7	38	2.2
15	Holmes, Jonathan	5-0	5	1.0	1-5	.200	0-4	.000	0-0	.000	0	1	1	0.2	1	0	0	0	0	0	2	0.4
12	Hazen, Brachen	10-0	30	3.0	1-4	.250	0-1	.000	1-4	.250	2	5	7	0.7	4	0	1	4	0	0	3	0.3
Team											29	22	51				1					
Total.....		18	3600		538-1119	.481	132-345	.383	313-415	.754	225	443	668	37.1	359	5	312	207	85	146	1521	84.5
Opponents.....		18	3600		440-1057	.416	143-419	.341	283-414	.684	225	391	616	34.2	341	-	213	256	47	89	1306	72.6

TEAM STATISTICS	AR	OPP	Date	Opponent	Score	Att.
SCORING	1521	1306	11/11/16	FORT WAYNE	w 92-83	13787
Points per game	84.5	72.6	11/14/16	SOUTHERN ILLINOIS	w 90-65	13308
Scoring margin	+11.9	-	11/18/16	UT ARLINGTON	w 71-67	13587
FIELD GOALS-ATT	538-1119	440-1057	11/28/16	MOUNT ST. MARY'S	w 89-76	13321
Field goal pct	.481	.416	12/01/16	STEPHEN F. AUSTIN	w 78-62	13358
3 POINT FG-ATT	132-345	143-419	12/03/16	AUSTIN PEAY	w 99-62	19483
3-point FG pct	.383	.341	12/06/16	HOUSTON	w 84-72	13455
3-pt FG made per game	7.3	7.9	12/10/16	NORTH FLORIDA	w 91-76	13700
FREE THROWS-ATT	313-415	283-414	12/20/16	NORTH DAKOTA STATE	w 71-55	16006
Free throw pct	.754	.684	* 12/29/16	FLORIDA	L 72-81	20355
F-Throws made per game	17.4	15.7	* 01/10/17	MISSISSIPPI STATE	L 78-84	15111
REBOUNDS	668	616	* 01/14/17	MISSOURI	w 92-73	15424
Rebounds per game	37.1	34.2	* 01/21/17	LSU	w 99-86	16333
Rebounding margin	+2.9	-	* 02/01/17	ALABAMA	w 87-68	14004
ASSISTS	312	213	* 02/07/17	VANDERBILT	L 59-72	13494
Assists per game	17.3	11.8	* 02/18/17	OLE MISS	w 98-80	17356
TURNOVERS	207	256	* 02/22/17	TEXAS A&M	w 86-77	14117
Turnovers per game	11.5	14.2	* 03/04/17	GEORGIA	w 85-67	18247
Turnover margin	+2.7	-				
Assist/turnover ratio	1.5	0.8				
STEALS	146	89				
Steals per game	8.1	4.9				
BLOCKS	85	47				
Blocks per game	4.7	2.6				
ATTENDANCE	274446	0				
Home games-Avg/Game	18-15247	0-0				
Neutral site-Avg/Game	-	0-0				

Score by Periods	1st	2nd	Totals
Arkansas	703	818	1521
Opponents	639	667	1306



**2016-17 Arkansas Razorbacks
Arkansas Combined Team Statistics (as of Mar 13, 2017)
Neutral site games**



RECORD:	OVERALL	HOME	AWAY	NEUTRAL
ALL GAMES	4-1	0-0	0-0	4-1
CONFERENCE	0-0	0-0	0-0	0-0
NON-CONFERENCE	4-1	0-0	0-0	4-1

#	Player	gp-gs	min	avg	Total		3-Point		F-Throw		Rebounds				pf	dq	a	to	blk	stl	pts	avg
					fg-fga	fg%	3fg-fga	3fg%	ft-fa	ft%	off	def	tot	avg								
04	Macon, Daryl	5-2	126	25.2	26-52	.500	7-23	.304	31-33	.939	3	13	16	3.2	10	0	10	7	0	8	90	18.0
00	Barford, Jaylen	5-4	129	25.8	23-63	.365	6-19	.316	14-16	.875	7	11	18	3.6	11	0	9	6	2	8	66	13.2
03	Hannahs, Dusty	5-4	128	25.6	20-54	.370	8-27	.296	16-18	.889	1	4	5	1.0	11	0	4	9	1	2	64	12.8
33	Kingsley, Moses	5-5	133	26.6	19-42	.452	0-1	.000	14-16	.875	10	32	42	8.4	9	1	3	10	15	1	52	10.4
21	Watkins, Manuale	5-5	109	21.8	15-21	.714	3-5	.600	0-2	.000	5	16	21	4.2	11	0	7	5	0	7	33	6.6
31	Beard, Anton	5-0	96	19.2	9-25	.360	2-9	.222	9-12	.750	4	6	10	2.0	6	0	5	5	0	6	29	5.8
13	Thomas, Dustin	5-5	90	18.0	5-17	.294	0-0	.000	6-11	.545	5	11	16	3.2	9	0	4	6	2	4	16	3.2
05	Cook, Arlando	5-0	63	12.6	4-11	.364	0-0	.000	4-6	.667	4	14	18	3.6	13	0	1	1	5	1	12	2.4
23	Jones, CJ	3-0	17	5.7	3-5	.600	1-2	.500	0-2	.000	0	3	3	1.0	1	0	0	0	0	0	7	2.3
02	Bailey, Adrio	2-0	18	9.0	1-3	.333	0-0	.000	2-4	.500	0	2	2	1.0	3	0	0	1	1	2	4	2.0
01	Thompson, Trey	5-0	81	16.2	3-8	.375	0-0	.000	2-3	.667	3	17	20	4.0	10	0	11	6	6	2	8	1.6
15	Holmes, Jonathan	1-0	2	2.0	0-0	.000	0-0	.000	0-0	.000	0	0	0	0.0	0	0	0	0	0	0	0	0.0
12	Hazen, Brachen	2-0	8	4.0	0-2	.000	0-1	.000	0-0	.000	0	5	5	2.5	1	0	1	0	0	0	0	0.0
Team											9	9	18									
Total.....		5	1000		128-303	.422	27-87	.310	98-123	.797	51	143	194	38.8	95	1	55	56	32	41	381	76.2
Opponents.....		5	1000		120-323	.372	30-115	.261	76-106	.717	75	136	211	42.2	91	-	57	66	25	28	346	69.2

TEAM STATISTICS	AR	OPP	Date	Opponent	Score	Att.
SCORING	381	346	12/17/16	vs Texas	w 77-74	8777
Points per game	76.2	69.2	12/22/16	vs Sam Houston State	w 90-56	12153
Scoring margin	+7.0	-	03/10/17	vs Ole Miss	w 73-72	14227
FIELD GOALS-ATT	128-303	120-323	03/11/17	vs Vanderbilt	w 76-62	19196
Field goal pct	.422	.372	03/12/17	vs Kentucky	L 65-82	19953
3 POINT FG-ATT	27-87	30-115	* - Conference game			
3-point FG pct	.310	.261				
3-pt FG made per game	5.4	6.0				
FREE THROWS-ATT	98-123	76-106				
Free throw pct	.797	.717				
F-Throws made per game	19.6	15.2				
REBOUNDS	194	211				
Rebounds per game	38.8	42.2				
Rebounding margin	-3.4	-				
ASSISTS	55	57				
Assists per game	11.0	11.4				
TURNOVERS	56	66				
Turnovers per game	11.2	13.2				
Turnover margin	+2.0	-				
Assist/turnover ratio	1.0	0.9				
STEALS	41	28				
Steals per game	8.2	5.6				
BLOCKS	32	25				
Blocks per game	6.4	5.0				
ATTENDANCE	0	74306				
Home games-Avg/Game	0-0	0-0				
Neutral site-Avg/Game	-	5-14861				

Score by Periods	1st	2nd	Totals
Arkansas	176	205	381
Opponents	177	169	346



**2016-17 Arkansas Razorbacks
Arkansas Combined Team Statistics (as of Mar 13, 2017)
SEC Road Games**



RECORD:	OVERALL	HOME	AWAY	NEUTRAL
ALL GAMES	6-3	0-0	6-3	0-0
CONFERENCE	6-3	0-0	6-3	0-0
NON-CONFERENCE	0-0	0-0	0-0	0-0

#	Player	gp-gs	min	avg	Total		3-Point		F-Throw		Rebounds				pf	dq	a	to	blk	stl	pts	avg		
					fg-fga	fg%	3fg-fga	3fg%	ft-fa	ft%	off	def	tot	avg										
0	Barford, Jaylen	9-7	250	27.8	51-116	.440	9-32	.281	28-36	.778	12	26	38	4.2	26	0	14	23	0	8	139	15.4		
3	Hannahs, Dusty	9-6	239	26.6	42-99	.424	21-54	.389	20-23	.870	2	9	11	1.2	18	0	11	10	0	4	125	13.9		
4	Macon, Daryl	9-5	231	25.7	29-71	.408	16-40	.400	50-58	.862	2	18	20	2.2	14	1	12	20	1	6	124	13.8		
33	Kingsley, Moses	9-9	249	27.7	31-69	.449	2-3	.667	33-45	.733	15	46	61	6.8	25	0	11	15	20	4	97	10.8		
21	Watkins, Manuale	9-5	215	23.9	23-37	.622	5-8	.625	0-3	.000	9	32	41	4.6	25	0	12	6	1	9	51	5.7		
31	Beard, Anton	9-4	172	19.1	16-38	.421	4-12	.333	13-22	.591	5	6	11	1.2	18	1	11	10	0	7	49	5.4		
13	Thomas, Dustin	9-4	169	18.8	14-30	.467	0-2	.000	5-7	.714	7	31	38	4.2	31	2	8	11	3	7	33	3.7		
5	Cook, Arlando	9-3	107	11.9	13-28	.464	0-0	.000	4-9	.444	10	17	27	3.0	16	0	3	2	3	3	30	3.3		
1	Thompson, Trey	9-0	139	15.4	7-14	.500	0-1	.000	5-8	.625	7	21	28	3.1	20	0	14	5	7	7	19	2.1		
02	Bailey, Adrio	5-2	26	5.2	1-3	.333	0-0	.000	0-2	.000	0	1	1	0.2	3	0	1	0	1	2	2	0.4		
12	Hazen, Brachen	1-0	1	1.0	0-0	.000	0-0	.000	0-0	.000	0	0	0	0.0	0	0	0	0	0	0	0	0.0		
23	Jones, CJ	2-0	2	1.0	0-0	.000	0-0	.000	0-0	.000	0	0	0	0.0	0	0	0	0	0	0	0	0.0		
Team											13	15	28											
Total.....		9	1800	227-505		.450	57-152	.375	158-213	.742	82	222	304	33.8	196	4	97	103	36	57	669	74.3		
Opponents.....		9	1800	229-525		.436	61-189	.323	161-223	.722	100	228	328	36.4	173	-	117	102	30	39	680	75.6		

TEAM STATISTICS	AR	OPP	Date	Opponent	Score	Att.
SCORING	669	680	* 01/03/17	at Tennessee	w 82-78	13002
Points per game	74.3	75.6	* 01/07/17	at Kentucky	L 71-97	24322
Scoring margin	-1.2	-	* 01/17/17	at Texas A&M	w 62-60	9474
FIELD GOALS-ATT	227-505	229-525	* 01/24/17	at Vanderbilt	w 71-70	9408
Field goal pct	.450	.436	* 02/04/17	at Missouri	L 78-83	11434
3 POINT FG-ATT	57-152	61-189	* 02/11/17	at LSU	w 78-70	7132
3-point FG pct	.375	.323	* 02/15/17	at South Carolina	w 83-76	13001
3-pt FG made per game	6.3	6.8	* 02/25/17	at Auburn	w 79-68	8098
FREE THROWS-ATT	158-213	161-223	* 03/01/17	at Florida	L 65-78	10978
Free throw pct	.742	.722				
F-Throws made per game	17.6	17.9	* - Conference game			
REBOUNDS	304	328				
Rebounds per game	33.8	36.4				
Rebounding margin	-2.7	-				
ASSISTS	97	117				
Assists per game	10.8	13.0				
TURNOVERS	103	102				
Turnovers per game	11.4	11.3				
Turnover margin	-0.1	-				
Assist/turnover ratio	0.9	1.1				
STEALS	57	39				
Steals per game	6.3	4.3				
BLOCKS	36	30				
Blocks per game	4.0	3.3				
ATTENDANCE	0	106849				
Home games-Avg/Game	0-0	9-11872				
Neutral site-Avg/Game	-	0-0				

Score by Periods	1st	2nd	Totals
Arkansas	307	362	669
Opponents	333	347	680



**2016-17 Arkansas Razorbacks
Arkansas Combined Team Statistics (as of Mar 13, 2017)
All games -- 1st half only**



RECORD:	OVERALL	HOME	AWAY	NEUTRAL
ALL GAMES	25-9	15-3	6-5	4-1
CONFERENCE	12-6	6-3	6-3	0-0
NON-CONFERENCE	13-3	9-0	0-2	4-1

#	Player	gp-gs	min	avg	Total		3-Point		F-Throw		Rebounds				pf	dq	a	to	blk	stl	pts	avg
					fg-fga	fg%	3fg-fga	3fg%	ft-fa	ft%	off	def	tot	avg								
04	Macon, Daryl	34-21	445	13.1	67-155	.432	38-95	.400	46-52	.885	6	35	41	1.2	30	0	34	32	1	20	218	6.4
00	Barford, Jaylen	34-28	442	13.0	87-181	.481	15-56	.268	27-43	.628	15	43	58	1.7	38	0	39	31	4	20	216	6.4
03	Hannahs, Dusty	34-21	416	12.2	67-176	.381	24-81	.296	36-41	.878	9	20	29	0.9	26	0	16	31	3	7	194	5.7
33	Kingsley, Moses	34-34	444	13.1	51-135	.378	4-8	.500	46-57	.807	30	77	107	3.1	32	0	19	43	39	8	152	4.5
31	Beard, Anton	34-11	337	9.9	38-96	.396	15-40	.375	22-30	.733	8	16	24	0.7	29	0	28	23	0	17	113	3.3
21	Watkins, Manuale	34-21	378	11.1	50-93	.538	9-16	.563	4-14	.286	20	49	69	2.0	27	0	29	14	0	19	113	3.3
13	Thomas, Dustin	34-25	329	9.7	34-84	.405	1-3	.333	20-31	.645	24	53	77	2.3	34	0	19	24	5	12	89	2.6
05	Cook, Arlando	34-7	214	6.3	24-57	.421	0-0	.000	11-18	.611	19	33	52	1.5	33	0	8	16	5	5	59	1.7
23	Jones, CJ	21-0	57	2.7	10-17	.588	9-13	.692	0-0	.000	0	8	8	0.4	5	0	5	3	1	1	29	1.4
01	Thompson, Trey	34-0	243	7.1	17-27	.630	0-0	.000	11-14	.786	10	45	55	1.6	43	0	30	9	19	10	45	1.3
02	Bailey, Adrio	26-2	93	3.6	7-16	.438	0-0	.000	2-7	.286	6	13	19	0.7	10	0	4	4	2	6	16	0.6
12	Hazen, Brachen	14-0	2	0.1	0-0	.000	0-0	.000	0-0	.000	0	0	0	0.0	2	0	0	1	0	0	0	0.0
15	Holmes, Jonathan	6-0	0	0.0	0-0	.000	0-0	.000	0-0	.000	0	0	0	0.0	0	0	0	0	0	0	0	0.0
Team																						
Total.....		34	3400		452-1037	.436	115-312	.369	225-307	.733	178	414	592	17.4	310	0	231	232	79	125	1244	36.6
Opponents.....		34	3400		439-1032	.425	136-390	.349	236-332	.711	214	438	652	19.2	274	-	227	239	54	103	1250	36.8

TEAM STATISTICS	AR	OPP	Date	Opponent	Score	Att.	
SCORING	1244	1250	11/11/16	FORT WAYNE	w 92-83	13787	
Points per game	36.6	36.8	11/14/16	SOUTHERN ILLINOIS	w 90-65	13308	
Scoring margin	-0.2	-	11/18/16	UT ARLINGTON	w 71-67	13587	
FIELD GOALS-ATT	452-1037	439-1032	11/22/16	at Minnesota	L 71-85	8997	
Field goal pct	.436	.425	11/28/16	MOUNT ST. MARY'S	w 89-76	13321	
3 POINT FG-ATT	115-312	136-390	12/01/16	STEPHEN F. AUSTIN	w 78-62	13358	
3-point FG pct	.369	.349	12/03/16	AUSTIN PEAY	w 99-62	19483	
3-pt FG made per game	3.4	4.0	12/06/16	HOUSTON	w 84-72	13455	
FREE THROWS-ATT	225-307	236-332	12/10/16	NORTH FLORIDA	w 91-76	13700	
Free throw pct	.733	.711	12/17/16	vs Texas	w 77-74	8777	
F-Throws made per game	6.6	6.9	12/20/16	NORTH DAKOTA STATE	w 71-55	16006	
REBOUNDS	592	652	12/22/16	vs Sam Houston State	w 90-56	12153	
Rebounds per game	17.4	19.2	* 12/29/16	FLORIDA	L 72-81	20355	
Rebounding margin	-1.8	-	* 01/03/17	at Tennessee	w 82-78	13002	
ASSISTS	231	227	* 01/07/17	at Kentucky	L 71-97	24322	
Assists per game	6.8	6.7	* 01/10/17	MISSISSIPPI STATE	L 78-84	15111	
TURNOVERS	232	239	* 01/14/17	MISSOURI	w 92-73	15424	
Turnovers per game	6.8	7.0	* 01/17/17	at Texas A&M	w 62-60	9474	
Turnover margin	+0.2	-	* 01/21/17	LSU	w 99-86	16333	
Assist/turnover ratio	1.0	0.9	* 01/24/17	at Vanderbilt	w 71-70	9408	
STEALS	125	103	01/28/17	at Oklahoma State	L 71-99	13611	
Steals per game	3.7	3.0	* 02/01/17	ALABAMA	w 87-68	14004	
BLOCKS	79	54	* 02/04/17	at Missouri	L 78-83	11434	
Blocks per game	2.3	1.6	* 02/07/17	VANDERBILT	L 59-72	13494	
ATTENDANCE	274446	203763	* 02/11/17	at LSU	w 78-70	7132	
Home games-Avg/Game	18-15247	11-11769	* 02/15/17	at South Carolina	w 83-76	13001	
Neutral site-Avg/Game	-	5-14861	* 02/18/17	OLE MISS	w 98-80	17356	
Score by Periods	1st	2nd	Totals	* 02/22/17	TEXAS A&M	w 86-77	14117
Arkansas	1244	1469	2713	* 02/25/17	at Auburn	w 79-68	8098
Opponents	1250	1266	2516	* 03/01/17	at Florida	L 65-78	10978
				* 03/04/17	GEORGIA	w 85-67	18247
				03/10/17	vs Ole Miss	w 73-72	14227
				03/11/17	vs Vanderbilt	w 76-62	19196
				03/12/17	vs Kentucky	L 65-82	19953



**2016-17 Arkansas Razorbacks
Arkansas Combined Team Statistics (as of Mar 13, 2017)
All games -- 2nd half only**



RECORD:	OVERALL	HOME	AWAY	NEUTRAL
ALL GAMES	25-9	15-3	6-5	4-1
CONFERENCE	12-6	6-3	6-3	0-0
NON-CONFERENCE	13-3	9-0	0-2	4-1

#	Player	gp-gs	min	avg	Total		3-Point		F-Throw		Rebounds				pf	dq	a	to	blk	stl	pts	avg
					fg-fga	fg%	3fg-fga	3fg%	ft-fa	ft%	off	def	tot	avg								
03	Hannahs, Dusty	34-21	427	12.6	95-192	.495	46-103	.447	66-72	.917	10	18	28	0.8	34	0	24	20	0	8	302	8.9
33	Kingsley, Moses	34-34	489	14.4	84-159	.528	2-6	.333	79-106	.745	48	111	159	4.7	60	0	27	24	48	13	249	7.3
04	Macon, Daryl	34-21	410	12.1	67-141	.475	24-67	.358	81-93	.871	11	37	48	1.4	34	0	42	30	1	18	239	7.0
00	Barford, Jaylen	34-28	416	12.2	75-185	.405	13-46	.283	51-61	.836	20	47	67	2.0	38	0	30	33	2	19	214	6.3
31	Beard, Anton	34-11	384	11.3	44-106	.415	15-45	.333	34-45	.756	20	25	45	1.3	36	0	37	13	0	19	137	4.0
21	Watkins, Manuale	34-21	376	11.1	41-65	.631	4-11	.364	13-16	.813	17	48	65	1.9	37	0	35	6	1	23	99	2.9
13	Thomas, Dustin	34-25	274	8.1	31-54	.574	0-2	.000	25-37	.676	17	35	52	1.5	64	0	17	10	3	10	87	2.6
05	Cook, Arlando	34-7	181	5.3	15-31	.484	0-0	.000	13-19	.684	10	21	31	0.9	27	0	4	7	8	5	43	1.3
01	Thompson, Trey	34-0	239	7.0	17-27	.630	0-1	.000	8-15	.533	19	39	58	1.7	34	0	26	12	10	11	42	1.2
02	Bailey, Adrio	26-2	88	3.4	13-19	.684	0-0	.000	4-12	.333	7	9	16	0.6	16	0	3	6	5	5	30	1.2
23	Jones, CJ	21-0	69	3.3	7-19	.368	3-11	.273	5-7	.714	0	5	5	0.2	6	0	1	1	4	0	22	1.0
15	Holmes, Jonathan	6-0	7	1.2	1-5	.200	0-4	.000	0-0	.000	0	1	1	0.2	1	0	0	0	0	0	2	0.3
12	Hazen, Brachen	14-0	40	2.9	1-6	.167	0-2	.000	1-4	.250	2	10	12	0.9	3	0	2	3	0	0	3	0.2
Team											26	28	54				2					
Total.....		34	3400		491-1009	.487	107-298	.359	380-487	.780	207	434	641	18.9	390	0	248	167	82	131	1469	43.2
Opponents.....		34	3400		412-995	.414	116-368	.315	326-465	.701	213	364	577	17.0	370	-	201	206	57	65	1266	37.2

TEAM STATISTICS	AR	OPP	Date	Opponent	Score	Att.	
SCORING	1469	1266	11/11/16	FORT WAYNE	w 92-83	13787	
Points per game	43.2	37.2	11/14/16	SOUTHERN ILLINOIS	w 90-65	13308	
Scoring margin	+6.0	-	11/18/16	UT ARLINGTON	w 71-67	13587	
FIELD GOALS-ATT	491-1009	412-995	11/22/16	at Minnesota	L 71-85	8997	
Field goal pct	.487	.414	11/28/16	MOUNT ST. MARY'S	w 89-76	13321	
3 POINT FG-ATT	107-298	116-368	12/01/16	STEPHEN F. AUSTIN	w 78-62	13358	
3-point FG pct	.359	.315	12/03/16	AUSTIN PEAY	w 99-62	19483	
3-pt FG made per game	3.1	3.4	12/06/16	HOUSTON	w 84-72	13455	
FREE THROWS-ATT	380-487	326-465	12/10/16	NORTH FLORIDA	w 91-76	13700	
Free throw pct	.780	.701	12/17/16	vs Texas	w 77-74	8777	
F-Throws made per game	11.2	9.6	12/20/16	NORTH DAKOTA STATE	w 71-55	16006	
REBOUNDS	641	577	12/22/16	vs Sam Houston State	w 90-56	12153	
Rebounds per game	18.9	17.0	* 12/29/16	FLORIDA	L 72-81	20355	
Rebounding margin	+1.9	-	* 01/03/17	at Tennessee	w 82-78	13002	
ASSISTS	248	201	* 01/07/17	at Kentucky	L 71-97	24322	
Assists per game	7.3	5.9	* 01/10/17	MISSISSIPPI STATE	L 78-84	15111	
TURNOVERS	167	206	* 01/14/17	MISSOURI	w 92-73	15424	
Turnovers per game	4.9	6.1	* 01/17/17	at Texas A&M	w 62-60	9474	
Turnover margin	+1.1	-	* 01/21/17	LSU	w 99-86	16333	
Assist/turnover ratio	1.5	1.0	* 01/24/17	at Vanderbilt	w 71-70	9408	
STEALS	131	65	01/28/17	at Oklahoma State	L 71-99	13611	
Steals per game	3.9	1.9	* 02/01/17	ALABAMA	w 87-68	14004	
BLOCKS	82	57	* 02/04/17	at Missouri	L 78-83	11434	
Blocks per game	2.4	1.7	* 02/07/17	VANDERBILT	L 59-72	13494	
ATTENDANCE	274446	203763	* 02/11/17	at LSU	w 78-70	7132	
Home games-Avg/Game	18-15247	11-11769	* 02/15/17	at South Carolina	w 83-76	13001	
Neutral site-Avg/Game	-	5-14861	* 02/18/17	OLE MISS	w 98-80	17356	
Score by Periods	1st	2nd	Totals	* 02/22/17	TEXAS A&M	w 86-77	14117
Arkansas	1244	1469	2713	* 02/25/17	at Auburn	w 79-68	8098
Opponents	1250	1266	2516	* 03/01/17	at Florida	L 65-78	10978
				* 03/04/17	GEORGIA	w 85-67	18247
				03/10/17	vs Ole Miss	w 73-72	14227
				03/11/17	vs Vanderbilt	w 76-62	19196
				03/12/17	vs Kentucky	L 65-82	19953



**2016-17 Arkansas Razorbacks
Arkansas Combined Team Statistics (as of Mar 13, 2017)
All games -- Last 5 minutes**



RECORD:	OVERALL	HOME	AWAY	NEUTRAL
ALL GAMES	25-9	15-3	6-5	4-1
CONFERENCE	12-6	6-3	6-3	0-0
NON-CONFERENCE	13-3	9-0	0-2	4-1

#	Player	gp-gs	min	avg	Total		3-Point		F-Throw		Rebounds				pf	dq	a	to	blk	stl	pts	avg
					fg-fga	fg%	3fg-fga	3fg%	ft-fa	ft%	off	def	tot	avg								
03	Hannahs, Dusty	34-21	-	-	24-43	.558	9-23	.391	25-27	.926	4	3	7	0.2	12	0	6	6	0	1	82	2.4
33	Kingsley, Moses	34-34	-	-	24-42	.571	1-3	.333	31-43	.721	18	30	48	1.4	19	0	6	5	16	7	80	2.4
04	Macon, Daryl	34-21	-	-	13-32	.406	4-18	.222	44-49	.898	5	9	14	0.4	11	0	9	9	0	1	74	2.2
00	Barford, Jaylen	34-28	-	-	15-38	.395	2-9	.222	22-25	.880	5	15	20	0.6	13	0	4	11	0	3	54	1.6
21	Watkins, Manuale	34-21	-	-	11-17	.647	0-2	.000	7-7	1.000	4	16	20	0.6	13	0	11	0	0	10	29	0.9
31	Beard, Anton	34-11	-	-	8-21	.381	3-8	.375	9-12	.750	1	4	5	0.1	10	0	4	2	0	4	28	0.8
23	Jones, CJ	21-0	-	-	6-10	.600	2-5	.400	0-2	.000	0	2	2	0.1	2	0	1	1	1	0	14	0.7
13	Thomas, Dustin	34-25	-	-	6-10	.600	0-0	.000	9-11	.818	4	11	15	0.4	13	0	2	0	1	1	21	0.6
02	Bailey, Adrio	26-2	-	-	6-10	.600	0-0	.000	2-7	.286	4	4	8	0.3	7	0	1	2	3	3	14	0.5
15	Holmes, Jonathan	6-0	-	-	1-5	.200	0-4	.000	0-0	.000	0	1	1	0.2	1	0	0	0	0	0	2	0.3
12	Hazen, Brachen	14-0	-	-	1-3	.333	0-1	.000	1-4	.250	1	8	9	0.6	2	0	2	1	0	0	3	0.2
01	Thompson, Trey	34-0	-	-	3-6	.500	0-0	.000	0-0	.000	3	6	9	0.3	2	0	4	0	0	1	6	0.2
05	Cook, Arlando	34-7	-	-	1-2	.500	0-0	.000	4-4	1.000	0	2	2	0.1	5	0	0	1	2	1	6	0.2
Team											5	11	16									
Total.....		34	-	-	119-239	.498	21-73	.288	154-191	.806	54	122	176	5.2	110	0	50	38	23	32	413	12.1
Opponents.....		34	-	-	105-252	.417	31-97	.320	126-175	.720	53	87	140	4.1	111	-	50	43	7	18	367	10.8

TEAM STATISTICS	AR	OPP	Date	Opponent	Score	Att.	
SCORING	413	367	11/11/16	FORT WAYNE	w 92-83	13787	
Points per game	12.1	10.8	11/14/16	SOUTHERN ILLINOIS	w 90-65	13308	
Scoring margin	+1.4	-	11/18/16	UT ARLINGTON	w 71-67	13587	
FIELD GOALS-ATT	119-239	105-252	11/22/16	at Minnesota	L 71-85	8997	
Field goal pct	.498	.417	11/28/16	MOUNT ST. MARY'S	w 89-76	13321	
3 POINT FG-ATT	21-73	31-97	12/01/16	STEPHEN F. AUSTIN	w 78-62	13358	
3-point FG pct	.288	.320	12/03/16	AUSTIN PEAY	w 99-62	19483	
3-pt FG made per game	0.6	0.9	12/06/16	HOUSTON	w 84-72	13455	
FREE THROWS-ATT	154-191	126-175	12/10/16	NORTH FLORIDA	w 91-76	13700	
Free throw pct	.806	.720	12/17/16	vs Texas	w 77-74	8777	
F-Throws made per game	4.5	3.7	12/20/16	NORTH DAKOTA STATE	w 71-55	16006	
REBOUNDS	176	140	12/22/16	vs Sam Houston State	w 90-56	12153	
Rebounds per game	5.2	4.1	* 12/29/16	FLORIDA	L 72-81	20355	
Rebounding margin	+1.1	-	* 01/03/17	at Tennessee	w 82-78	13002	
ASSISTS	50	50	* 01/07/17	at Kentucky	L 71-97	24322	
Assists per game	1.5	1.5	* 01/10/17	MISSISSIPPI STATE	L 78-84	15111	
TURNOVERS	38	43	* 01/14/17	MISSOURI	w 92-73	15424	
Turnovers per game	1.1	1.3	* 01/17/17	at Texas A&M	w 62-60	9474	
Turnover margin	+0.1	-	* 01/21/17	LSU	w 99-86	16333	
Assist/turnover ratio	1.3	1.2	* 01/24/17	at Vanderbilt	w 71-70	9408	
STEALS	32	18	01/28/17	at Oklahoma State	L 71-99	13611	
Steals per game	0.9	0.5	* 02/01/17	ALABAMA	w 87-68	14004	
BLOCKS	23	7	* 02/04/17	at Missouri	L 78-83	11434	
Blocks per game	0.7	0.2	* 02/07/17	VANDERBILT	L 59-72	13494	
ATTENDANCE	274446	203763	* 02/11/17	at LSU	w 78-70	7132	
Home games-Avg/Game	18-15247	11-11769	* 02/15/17	at South Carolina	w 83-76	13001	
Neutral site-Avg/Game	-	5-14861	* 02/18/17	OLE MISS	w 98-80	17356	
Score by Periods	1st	2nd	Totals	* 02/22/17	TEXAS A&M	w 86-77	14117
Arkansas	1244	1469	2713	* 02/25/17	at Auburn	w 79-68	8098
Opponents	1250	1266	2516	* 03/01/17	at Florida	L 65-78	10978
				* 03/04/17	GEORGIA	w 85-67	18247
				03/10/17	vs Ole Miss	w 73-72	14227
				03/11/17	vs Vanderbilt	w 76-62	19196
				03/12/17	vs Kentucky	L 65-82	19953

CLIPS



Hogs take turns burning defenses

By Bob Holt
Arkansas Democrat-Gazette

March 9, 2017

FAYETTEVILLE -- Two weeks after Arkansas Razorbacks guard Daryl Macon scored 30 points in a 98-80 victory over Ole Miss, the junior from Little Rock was held to three in the regular-season finale against Georgia.

The Razorbacks still pulled away to beat the Bulldogs 85-67.

MAKING THEIR POINTS

Six players have led the Arkansas Razorbacks in scoring in at least one game this season, and 11 have scored eight or more points in a game:

PLAYER AVG. HIGH

Dusty Hannahs 14.6 24

Daryl Macon 13.1 30

Jaylen Barford 12.2 23

Moses Kingsley 12.0 24

Anton Beard 7.8 16

Manny Watkins 6.0 13

Dustin Thomas 5.4 13

Arlando Cook 3.2 9

C.J. Jones 2.7 11

Trey Thompson 2.6 8

Adrio Bailey 1.8 14

It's a telling statistical comparison for the University of Arkansas, Fayetteville going into this weekend's SEC Tournament in Nashville, Tenn.

"It really speaks volumes about our team, because there are going to be nights when one guy may not have it going on," Arkansas Coach Mike Anderson said. "But some other guys may have it going on."

The Razorbacks have taken turns having it going on to put Arkansas (23-8, 12-6 SEC) in position to earn an NCAA Tournament bid after the team endured a 16-16 record last season.

Six players have led Arkansas in scoring or tied for the most points this season in at least one game.

Macon and senior guard Dusty Hannahs have been the Razorbacks' leading scorer 11 times each, junior guard Jaylen Barford has done it eight times and senior center Moses Kingsley four times.

Nine Razorbacks have scored at least 11 points in a game and 11 have scored at least 8.

"I think that's the beauty of our team," Arkansas senior guard Manny Watkins said. "We have a lot more offensive firepower this year than we did last year."

Five Razorbacks scored 10 or more points in Arkansas' 87-68 victory over Alabama, led by Hannahs with 19, Kingsley with 15 and Barford with 13.

"When you play against Arkansas, you just don't know night in and night out who's going to lead them in scoring," Crimson Tide Coach Avery Johnson said. "They definitely have a lot of versatility on their roster, which can make you dangerous in the tournament."

Hannahs is averaging a team-high 14.6 points after averaging 16.5 to lead the Razorbacks last season. Kingsley's scoring average dipped from 15.9 last season to 12.0 this season.

Macon and Barford, both junior college transfers, are averaging 13.1 and 12.5 points, respectively.

"When you have a team full of guys who can put it in the basket, things level out," Watkins said. "You've got more guys who can score."

With a more balanced roster, the Razorbacks increased their scoring in SEC games to 79.2 points from 74.9 last season.

That boost has helped Arkansas go 5-1 in games decided by five or fewer points.

"I think they've transitioned well with the new guys they've brought in and continued to grow and get better," LSU Coach Johnny Jones said. "They're a team that's been in some tough battles late and have found ways to win those games."

Kingsley led Arkansas with 24 points and junior guard Anton Beard scored 16 when the Razorbacks beat LSU 99-86 in the Walton Arena on Jan. 21.

Three weeks later at LSU, Hannahs and Macon each scored a team-high 17

points in the Razorbacks' 78-70 victory over the Tigers.

"It's tough trying to devise a scouting report," Jones said of preparing for the Razorbacks. "Who you're going to take away from them and how you plan on guarding them.

"The term 'picking your poison' certainly applies to Arkansas."

Watkins, known for his defense and rebounding, is averaging 6.0 points, but he scored 13 against Texas A&M, 12 against Georgia and 10 against Alabama.

After coming into this season 0 of 8 on three-pointers, Watkins is 10 of 22.

"Watkins hadn't been a big scorer for them in the past, but he's made some big shots and been a difference-maker," Jones said. "So they've gotten help from all areas this season."

Macon has scored 12 or more points in 23 games.

"We need Daryl to score, but it's not like it's life or death if he doesn't score," Anderson said. "That's a good thing.

"We've got the luxury of having other guys that can come in and get some numbers."

Watkins said the Razorbacks don't worry about who scores the most points from game to game as long as they're winning.

"This whole season has been a real team effort," Watkins said. "We have a lot of pieces. I think that's what has really made our team successful."

Razorbacks surging toward NCAA Tournament return

**By Kurt Voigt
The Associated Press**

March 6, 2017

FAYETTEVILLE — Arkansas coach Mike Anderson would have preferred senior Dusty Hannahs keep his postseason speculation to himself following an 85-67 win over Georgia on Saturday.

That said, Anderson wasn't about to chastise the sharp-shooting guard for his excitement after the Razorbacks (23-8, 12-6 Southeastern Conference) all but locked up their second NCAA Tournament appearance in three years.

"Dusty's Dusty," Anderson said. "He always wants to say something that I probably told him not to say, but I think he was feeling good."

Hannahs and his teammates had every reason to feel good following the win. Not only was it the sixth in their last seven games, but it capped a late-season surge that came only after their NCAA Tournament hopes appeared lost following back-to-back losses to Missouri and Vanderbilt last month.

The strong finish, which included a win at South Carolina, was enough for Arkansas to secure the No. 3 seed in this week's SEC Tournament.

It also helped ease the frustration of a fan base still reeling from a 16-16 record a year ago — one that feared the Razorbacks would miss the NCAA Tournament for a fifth time in six seasons under Anderson.

"Last year was really tough, and then we had a stretch this year where I'm sure some of you all threw out tweets that said we were dead in the water," Hannahs said. "Look at us now. That's how I'm feeling."

Following last season's disappointment, Anderson brought in seven new players with hopes of a quick return to the postseason. It was a signing class highlighted by a trio of top junior college players, most notably guards Jaylen Barford and Daryl Macon. The juniors have been at their best as the regular season has wound down, with Macon scoring a career-high 30 points in a win over Mississippi and Barford averaging 17.8 points over his last six games.

Combined with stalwarts like Hannahs and preseason SEC Player of the Year Moses Kingsley, Arkansas appears to have found ideal team chemistry at the right time.

"A lot of times you're going to be as good as your guards, and our guards are playing really good right now," Anderson said.

What the newcomers have also brought is depth to a roster that a year ago was missing former SEC Player of the Year Bobby Portis and Michael Qualls, among others.

That depth has best shown itself this season in the second half of games. Using Anderson's pressure style, especially by its guards, Arkansas has outscored opponents by a total of 197 points in the second half of games this season — compared to only a two-point first-half edge.

"For these guys, and our core guys, to put it all together ... I think we're starting to play some of our best basketball at the end," Anderson said. "That tells me commitment on their part; they're committed to each other."

One of Arkansas' best players almost never made it to Fayetteville

By Eric Bolin
SEC Country

March 6, 2017

FAYETTEVILLE, Arkansas — The Daryl Macon everyone sees now on the Arkansas basketball team is not the same Daryl Macon everyone saw in high school. He's not even the same Daryl Macon everyone saw in his first semester on campus.

It isn't an overstatement to say the Razorbacks would not be in the NCAA Tournament without him. Macon, in his first year at Arkansas after transferring from junior college, is second on the team in scoring, steals and made 3-pointers. He leads the team in assists. Without his 30 points against Ole Miss last month, Arkansas doesn't beat the Rebels. Without his final three free throws in the waning seconds against Vanderbilt back in January, Arkansas doesn't beat the Commodores.

Take those two wins off the Razorbacks' schedule, turn them to losses, and Arkansas is an NIT team. Now Arkansas prepares for the SEC Tournament this week as an NCAA Tournament lock. Macon and company are the 3-seed in the league tourney. They Hogs play Friday against an opponent yet undetermined. It'll be the winner of Auburn/Missouri vs Ole Miss.

Learning to listen

Macon's big game against the Rebels and miracle in Nashville wouldn't have happened in the first semester. No way, no how. Macon wasn't ready. Most people could see something was up in his first several weeks. He appeared frustrated often on the court. Macon was still scoring, getting assists, but something was off. He admitted it, too.

"I can truly say I had a hard time taking coaching when I first got here," Macon said. "I think I kind of fought coaching a little bit."

There was a lot of that going on. Macon wasn't the only one. But his switch-flip was most obvious. And it made sense, too, knowing his past.

A history of Arkansas neglect

The rail-thin junior-high schooler was never a thought to play Division I

basketball. Even when he hit high school, Macon was busy being overlooked on his Little Rock Parkview team. A year in front of him was I.J. Ready, who had committed to play at Mississippi State. Alongside Macon was Anton Beard, who would be a top 100 recruit in the country. When Ready graduated and Beard moved to North Little Rock High his senior year, Macon had his shot.

But if you weren't up on all things basketball in Little Rock, you might not have known it. Hardcore followers knew Macon was a good player. They just didn't know how good. Macon took Parkview all the way to Class 6A State title game, where he dropped 24 of the Patriots' 54 points in a loss to Jonesboro.

The D1 calls were still limited. Macon went to Holmes Community College in Mississippi. Not much thought in Arkansas, save his friends and family, to what might become of him next. By the time he left Holmes, though, he was one of the top five JUCO players in the country.

A lot of what Macon did came with a chip. He was the skinny kid. He was the third fiddle to Ready and Beard, the JUCO recruit. When arrived at Arkansas, Macon had spent lots of the last few years feeling like he had something to overcome. He needed someone to jolt him a bit, even if he didn't know it at first.

Coach and mentor

Mike Anderson was that guy.

"Coach Anderson is the Army drill instructor. He's going to get on you regardless every day. I think I respond better to someone getting on me all the time," Macon said.

The combative faces Macon would make toward the bench were out of frustration, not anger.

The talk lingered, though: Macon might last just one year at Arkansas. Sometimes the talk would go more than "might." Whispers were around that Macon was just sticking around for the season, then jetting off, whether it was to the NBA, the D-League or Europe.

Whatever was affecting Macon was clear. So Anderson sat him down for a talk.

"My deal with Daryl was more just sitting him down and understanding. 'Go be you, man,'" Anderson said. "Go have some fun with it."

So he's been trying. The last couple games against Florida and Georgia (a combined 11 points) have been a bit of a struggle for Macon. Not coincidentally, Arkansas lost one of them. For the Razorbacks to do their maximum amount of damage, they need Macon. And as it turns out, Macon needs Arkansas, too.

"Right now my eyes are just on this team right here," Macon said. "Whatever happens, it happens, it's going to fall into place."

Hannahs finally back on winning team

By Nate Allen
Arkansas Democrat-Gazette

March 6, 2017

FAYETTEVILLE -- In his college career, fifth-year senior Dusty Hannahs never officially played for a winning team or witnessed the Razorbacks winning their senior day finale at Walton Arena.

So, Saturday marked a twofer for the Little Rock native and Pulaski Academy grad. At Walton Arena at the University of Arkansas, Fayetteville, Coach Mike Anderson's Razorbacks wrapped their 23-8 season gashing Georgia 85-67. The Razorbacks finished 12-6 in the SEC, finishing third.

Arkansas seniors Hannahs, Moses Kingsley and Manny Watkins scored 15, 15 and 12 points in their Walton farewell.

Shooting guard Hannahs played two years for Texas Tech University, going 11-20 and 14-18 in 2012-2013 and 2013-2014. He transferred to Arkansas after the 2014 spring semester.

In 2014-2015, Hannahs contributed as a practice player on Arkansas' 27-9 team that went two rounds deep into the NCAA Tournament. As a Division I transfer, he redshirted that season.

Hannahs watched in street clothes as the Razorbacks were upset by LSU in their Walton finale.

Last season, Hannahs averaged a team-leading 16.5 points, but the Razorbacks only went 16-16 and were beagten on senior day by South Carolina.

Sharing the scoring wealth with 6-10 center Kingsley, the SEC Preseason Player of the Year, and fellow returning guards Watkins and junior Anton Beard and prolific scoring junior college transfer guards Jaylen Barford and Daryl Macon, Hannahs' scoring average dropped to 14.6.

Fine with him.

"We're a winning team," Hannahs said when the Razorbacks readied for Georgia. "That's what's been the most important part to me. I've been seeking that out since I've been in college. I wanted to win really bad. I was used to it. In high school and AAU I was always on a winning team. It was kind of a culture

shock for the two years at Tech and then last year."

In a season during which Arkansas' prospects for a NCAA Tournament bid dimmed when upset at Walton by Mississippi State and losing at last-place Missouri and waxed at Walton by Vanderbilt, Saturday's success capping winning 6 of 7 and surely netting an at-large NCAA Tournament bid made it a day for Hannahs to savor.

"My redshirt year, we lost senior day and last year we lost senior day," Hannahs told media postgame. "Today was just big. A great crowd and just fun. It has been a real tough, long day if you don't take care of business. But how we did it took away the bitter part. It's just sweet right now. I'm just really excited how this team has done and faced adversity."

Overcoming makes it all the sweeter.

"Last year was really tough," Hannahs said. "We had a stretch this year that I'm sure some of you threw out a few tweets that said we were dead in the water. Look at us now! This has been awesome. And it's not over."

Anderson, staff get most out of seniors

**By: Nate Allen
Whole Hog Sports**

March 4, 2017

FAYETTEVILLE -- Even in this polarizing athletics world of social media, message boards and sports talk radio, most surely would concur that player development is a part of coaching.

In that area, alone, Arkansas men's basketball coach Mike Anderson and all who have assisted him deserve an A-plus grade for their work with this season's senior class.

It boggles the mind to recall any group of Razorbacks seniors improving more from their arrival on the University of Arkansas, Fayetteville campus through their senior year than this group of Razorbacks seniors playing their final Walton Arena game today.

Athletically and academically, Moses Kingley, Manny Watkins and Dusty Hannahs have all three earned well-deserved recognition.

Kingsley and Watkins arrived as freshmen for the 2013-2014 season, Watkins as the son of assistant coach Melvin Watkins, and Kingsley, a 6-10 center who grew up in Nigeria playing more soccer than basketball.

Kingsley spent a good portion of his first two Razorbacks seasons playing only when his 6-10 summer basketball buddy, All-American Bobby Portis, needed breathers.

Watkins arrived a freebie, spurning a last-minute scholarship offer from Missouri State. Watkins walked on straight from Fayetteville High School.

The coach's son got no preferential treatment. Manny Watkins played bit parts in eight games that 2013-2014 freshman season. He was still a walk-on entering his sophomore season.

Look at them now.

Kingsley and Watkins are Arkansas' co-captains, and more effectively than any of their teammates, they focus on what they do best.

Kingsley blossomed last season as a scorer, rebounder and shot-blocker -- after Portis turned pro -- so much so that

he entered this season as the SEC Preseason Player of the Year.

On top of that, Kingsley on Thursday was named to the SEC Community Service team, for players who went beyond the call of duty in their communities and states.

Watkins, the walk-on, earned his scholarship after his sophomore year, blossoming as Arkansas' best defensive guard and sixth man and hitting the game-winning shot with six seconds left at Ole Miss.

Hannahs had to sit out his first UA season, as is required by the NCAA, after two years at Texas Tech.

Hannahs was strictly a three-point shooter at the time, and he wouldn't have helped those 2014-2015 Razorbacks nearly as much as Hannahs the all-round scorer has contributed the past two seasons.

He needs 33 points to join Razorbacks immortals Todd Day, Martin Terry, Scotty Thurman and Portis as those who ascended to the 1,000-points club in just two seasons.

Kingsley, Watkins and Hannahs attribute their UA development on and off the court to those who coached them.

"I have to give credit to the whole coaching staff," Kingsley said, with Watkins and Hannahs nodding in agreement. "I feel like I came in here as a boy and now I'm leaving as a man."

Ideally, that should be the highest tribute a coaching staff can receive.

Seniors grow from 'boys' to 'men'

By: Bob Holt
Whole Hog Sports

March 4, 2017

FAYETTEVILLE -- Dusty Hannahs, Moses Kingsley and Manny Watkins may not be the Triplets, but the Arkansas Razorbacks' senior basketball players have formed a lasting bond.

"We came here as boys and now we're men," Kingsley said. "It's amazing to look back and see how far we've come to where we are today."

Saturday's Ticket

Arkansas vs. Georgia

WHEN 1 p.m.

WHERE Walton Arena, Fayetteville

RECORDS Arkansas 22-8, 11-6 SEC
Georgia 18-12, 9-8

SERIES Arkansas leads 20-15

RADIO Razorback Sports Network

TELEVISION ESPN2

PROBABLE STARTING LINEUPS

GEORGIA POS., NAME, HT., YR. PPG
RPG G J.J. Frazier, 5-10, Sr. 18.5 3.5 G
Juwan Parker, 6-4, Jr. 9.6 5.5 G William
Jackson, 6-4, So. 3.9 1.1 F Derek
Ogbeide, 6-8, Jr. 7.2 7.6 F E'Torrian
Wilridge, 6-6, So. 1.8 1.4 COACH Mark
Fox (144-115 in eight seasons at
Georgia, 267-158 overall in 13 seasons)

ARKANSAS POS., NAME, HT., YR. PPG
RPG G Dusty Hannahs, 6-3, Sr. 14.6 1.8
G Jaylen Barford, 6-3, Jr. 12.4 3.7 G
Manny Watkins, 6-3, Sr. 5.8 3.8 F Dustin
Thomas, 6-8, Jr. 5.3 4.1 C Moses
Kingsley, 6-10, Sr. 11.9 7.7 COACH Mike
Anderson (124-72 in six seasons at
Arkansas, 324-170 overall in 15 seasons)

TEAM COMPARISON

Georgia Arkansas 72.7 Points for 80.5
70.1 Points against 74.4 +2.4 Rebound
margin +0.7 -1.3 Turnover margin +1.3
44.8 FG pct. 46.2 33.4 3-PT pct. 37.5
75.2 FT pct. 75.8

CHALK TALK

Arkansas' senior day ceremony for Dusty Hannahs, Moses Kingsley and Manny Watkins will start at 12:40 p.m. ... Georgia junior forward Yante Maten,

averaging 18.7 points and 6.9 rebounds, is out with a right knee injury he suffered two minutes into the Bulldogs' game against Kentucky on Feb. 18. ... The Razorbacks and Bulldogs each are 5-1 in their past six games. ... J.J. Frazier is averaging 31.0 points in Georgia's past four games in Maten's absence. ... Arkansas junior guard Daryl Macon, who has played off the bench the past seven games, is averaging 13.5 points per game. ... Georgia last won at Arkansas 60-59 in 2011. ... The Razorbacks are 9-3 against the Bulldogs in Fayetteville.

Kingsley, a native of Nigeria, said he's been in the United States for seven years and known Hannahs and Watkins since he was a high school sophomore from playing AAU basketball.

"I'm very, very glad that I'm graduating with these two," Kingsley said. "They're really like brothers to me."

Hannahs, Kingsley and Watkins -- who will play their final home game when the Razorbacks (22-8, 11-6 SEC) face Georgia (18-12, 9-8) at 1 p.m. today in Walton Arena -- took different paths to the University of Arkansas, Fayetteville.

Hannahs, a 6-3 guard averaging a team-high 14.6 points, starred at Pulaski Academy in Little Rock and grew up wanting to play for the Razorbacks, but he wasn't heavily recruited.

He figured playing on the same AAU team as Bobby Portis, Archie Goodwin and Kingsley would get him recruiting exposure.

"I'd come home and tell my friends, 'Man, I played really good at this tournament. The recruiting's about to ramp up,' " Hannahs said. "Then this D-III college would call me and be like, 'Hey, we've identified you as a top 50 guy for us.' I'd be like, 'Ah, OK.'"

"I just kept working really hard. I loved basketball, and I thought I still could play it at a high level."

Texas Tech offered a scholarship, and Hannahs signed with the Red Raiders and played two seasons before getting a release and a scholarship offer from Arkansas assistant coach Melvin Watkins, Manny's father.

"You just have to trust the process of life," Hannahs said. "I never thought when I went to Lubbock that this would happen."

"When Manny's dad called and offered me a scholarship, that was the best day of my life."

Razorbacks Coach Mike Anderson said Hannahs, who averaged a team-high 16.5 points last season, has transformed himself as a player at Arkansas, starting with his redshirt year.

"Dusty came here just a shooter, and we've seen him really develop to be an outstanding player," Anderson said. "To his credit, he worked on his ball handling, his shot off the dribble and became a better defensive player."

"He put the time in and he raised his game up."

Hannahs said he's grateful he'll always have a connection to the Razorbacks.

"I wasn't ready to be a Tech fan for life," he said. "I still had that Hog blood in me. Now I can be a Hog fan for life and stay connected with the state."

"Hopefully, I've proved my worth on the basketball court to the people that raised me."

Kingsley, a 6-10 center, moved from Nigeria to Mississippi, where he played high school basketball with the hope of earning a college scholarship.

After playing his senior season at Huntington Prep in West Virginia, Kingsley turned down scholarship offers from Florida and Louisville to join close friend Portis -- the 2015 SEC Player of the Year now playing for the Chicago Bulls -- at Arkansas.

Kingsley played two seasons as Portis' backup, then became an All-SEC player last season when he averaged 15.9 points, 9.3 rebounds and 2.5 blocked shots. He's averaging 11.9 points, 7.7 rebounds and 2.6 blocked shots this season.

"This year he's had more help so his numbers may not be as high, but he's still had the same impact," Anderson said. "Moses is a guy that things have slowed down for as he's gotten more comfortable."

Kingsley, who earlier this week was named to the SEC community service team for the second time, said he's improved as a student and person as well as a player during his time at Arkansas.

"It's been a journey," he said. "The last four years have been amazing.

"I'm just appreciative to the whole community, because I didn't have my parents here and I feel like everybody has helped raise me."

Manny Watkins, a 6-3 guard, moved to Fayetteville in the spring of 2011 when his father followed Anderson from Missouri to Arkansas. Watkins lived in North Carolina and Texas growing up.

After playing two seasons at Fayetteville High School, Watkins was set to play for Missouri State on a full scholarship, but on signing day he changed his mind and decided to come to Arkansas as a walk-on.

After playing 27 minutes in six games as a freshman, Watkins gradually became a key player in the Razorbacks' rotation. This season he's averaging 5.8 points, 3.8 rebounds and a team-high 1.2 steals. He was placed on scholarship last season and has been a team captain along with Kingsley.

"Manuale Watkins is a coach's son, and he's like a coach out on the floor," Anderson said. "I can tell him we want him to do something and he goes and does it.

"He's really, really important. He's an energy guy and he's a glue guy."

Watkins said walking on with the Razorbacks is probably the best decision he's made.

"I didn't really grow up in Arkansas, so I never had that, 'I was born a Razorback, always a Razorback,'" Watkins said. "But I've been here six years, and I feel like I've lived here my whole life.

"It's just kind of that thing Arkansas does to you. All these experiences I've gotten to do being a Hog is just amazing. I love the fans here. I wish I had four more years."

Hannahs, Kingsley and Watkins have helped put the Razorbacks in position to be in the NCAA Tournament after the team finished 16-16 last season.

Beating Georgia likely would secure an NCAA Tournament bid regardless of what the Razorbacks do in the SEC Tournament next week.

That's why the seniors said while today figures to be emotional for them during

the pregame ceremony, they'll quickly turn their attention to the game.

"Senior day is great, but with the position we're in, we don't have time to be emotional or think of the importance of it," Hannahs said. "We can reflect on that when the season's over.

"We're not really into that. We're into going out and getting a win against a really good Georgia team."

Arkansas' seniors are the best in 20 years — numbers prove it

**Eric Bolin
SEC Country**

March 4, 2017

FAYETTEVILLE, Arkansas — Certain players in college sports feel like they've been in college forever. Moses Kingsley is one of those players.

Kingsley will play in his final game at Bud Walton Arena today against Georgia (2 p.m. ET, ESPN). The Arkansas big man is joined by fellow last-year-of-eligibility guys Dusty Hannahs and Manny Watkins. Watkins and Kingsley have been at Arkansas all four years of their college career. And, get this...

Kingsley and Watkins will exit Arkansas as the most successful senior class in 20 years.

Really. The last class that won more than 87 games, which is where Kingsley and Watkins' teams stand Saturday morning, was in 1996-97 — just two years after the Razorbacks lost in the national title game to UCLA — when Lee Wilson, the lone senior that year, won 101 games over his four seasons. The most recent winningest class with multiple seniors on it was the 1994-95 national runners-up squad, which included Corey Beck, Clint McDaniel, Al Dillard, Dwight Stewart, Davor Rimac and Elmer Martin.

This also means the past four years of Arkansas basketball have been better than any four consecutive years in the last two decades.

All three current seniors leave various legacies behind. And just like the batch of seniors who just finished in football, they should be remembered as the group who helped return Arkansas basketball to an upper tier.

Moses Kingsley

Kingsley didn't move to the United States until he was in 10th grade. He played high school basketball in Mississippi and then West Virginia his senior year, but he played AAU ball in Arkansas with Watkins and Bobby Portis. When he landed in Fayetteville, he came as a top 50 recruit in the country.

It took Kingsley a while to make his mark. He spent most of his first two years playing behind, occasionally alongside, Portis. Kingsley averaged 3.8 points and

2.8 rebounds in his freshman and sophomore years combined. When Portis left after his sophomore season, there was some worry Kingsley would be unable to handle being his replacement.

Not only did Kingsley handle it, he did so at an All-SEC level. As a junior, Kingsley averaged 15.9 points and 9.3 rebounds a game. He also had 16 double-doubles and was a finalist for college basketball's center of the year. The season led him to being named Preseason SEC Player of the Year going into this season.

Kingsley has been unable to duplicate those same individual totals in 2016-17 (11.9 points, 7.7 rebounds), but you wonder where Arkansas would be without him. He's the most skilled big man on the team by a good margin and remains integral part of Arkansas' late-season run.

Manny Watkins

Watkins has never been a scorer. Even during his time at Fayetteville High School, he was maybe the No. 3 option, scoring-wise, his senior year. He turned down a scholarship in the town he grew up in — Columbia, Missouri — at Mizzou to join his father, assistant coach Melvin Watkins, at Arkansas.

His freshman season, Watkins rarely got off the bench. But his sophomore year, he became a defensive stopper-type player. An energy guy. At 6-foot-3, Watkins was just as good bodying up bigs as he was guarding wing players. And his 56 percent from the floor led the team. Watkins simply didn't take bad shots.

That continued last year even as his minutes jumped by another six per game. He played nearly half the game on the court, serving as on occasional starter, still the defensive specialist on a team that relied on 3-point shooting and Kingsley's interior presence.

Watkins' offensive game took a step forward this season. His teammates gave him a hard time after he made his first career 3-pointer as a senior. In reality, his 46 percent from beyond the arc (10 makes in 22 attempts) is second-best on the team. His defensive work has continued, as well, as he guards any position from the 4 down to the 1 and he's leads the team in steals.

Dusty Hannahs

Hannahs was a product of Pulaski Academy in Little Rock. He was a senior when future Arkansas tight end Hunter

Henry was a junior. The two helped the Bruins to the 4A state championship game where Hannahs scored 42 in a loss to Clarksville. He then left PA to go to Texas Tech, where he averaged 6.9 and 7.7 points per game in two seasons with the Red Raiders.

An opportunity to go to Arkansas presented itself after Hannahs dealt with two coaches in two seasons in Lubbock. He sat out because of transfer rules his first season, the year Arkansas went to the round of 32 of the NCAA Tournament.

It took no time to establish himself as a regular in Arkansas' lineup when he was able to play. Hannahs buried 11 3-pointers in the first three games of his career, showing no fear to hoist a shot from several feet beyond the 3-point line. The shooting ability and his attitude — Drew Morgan-esque — quickly made him a fan favorite and an important part of the roster.

His numbers have taken a slight dip overall this year compared to last, but he's still Arkansas' leading scorer at 14.6 points per game. His game has developed, too. Hannahs is no longer ultra-reliant on the 3-pointer. He's shooting 50 percent from the floor on 2-pointers this year.

Touching up the resume

Hannahs tells fans: 'We're going dancing'

**By: Bob Holt
Whole Hog Sports**

March 5, 2017

FAYETTEVILLE -- Arkansas Razorbacks guard Dusty Hannahs had a message Saturday for the fans in Walton Arena.

"We just want to let y'all know we're going dancing," Hannahs said into a microphone.

That was Hannahs' way of saying the Razorbacks are in the NCAA Tournament after beating Georgia 85-67 before an announced crowd of 16,055.

The Razorbacks (23-8, 12-6) certainly looked like an NCAA Tournament team, pulling away from the Bulldogs (18-13, 9-9) in the second half.

"No doubt," Georgia Coach Mark Fox said of the University of Arkansas, Fayetteville's NCAA Tournament worthiness. "They've got a very good team. We thought that coming in. They've got a team that we felt like was a lock for the NCAA Tournament.

"They've got good balance. They've got a nice club. Give them credit. They played well and we couldn't slow them down."

Arkansas Coach Mike Anderson said he has no doubt about his team being in the NCAA Tournament for the second time in three seasons.

"We've done what we're supposed to do," Anderson said.

The Razorbacks won six of their final seven regular-season games after losses at Missouri and Vanderbilt dropped their record to 17-7.

"I'm sure some of you threw out a few tweets that said we were dead in the water," Hannahs said in the postgame news conference. "Look at us now."

Arkansas' three seniors -- Hannahs, center Moses Kingsley and guard Manny Watkins -- combined to score 42 points Saturday.

Kingsley, who submitted his name last spring for NBA Draft but withdrew it to come back to Arkansas, had 15 points, 9 rebounds and 2 blocked shots.

"Moses came back to win and it worked," said Hannahs, sitting between Kingsley and Watkins in the news conference "I thank you for coming back."

Hannahs scored 15 points and Watkins 12. Junior guard Jaylen Barford scored 15 points for the Razorbacks.

"Unbelievable effort," Anderson said. "Great energy."

Senior guard J.J. Frazier led Georgia with 24 points. Sophomore forward Derek Ogbeide added 12 points and seven rebounds.

The Razorbacks outscored the Bulldogs 47-30 in the second half after leading 38-37 at halftime.

"We always think of ourselves as a second-half team," Anderson said. "I thought defensively, offensively, all of it clicked.

"We came out with multiple stops at the beginning of the second half. Then I thought the fans fed off of that and our guys fed off of that. Before you know it, I thought the game sped up. It sped up to our liking."

Arkansas outscored Georgia 24-9 to start the second half, including eight points by Barford, to push its lead to 64-46 with 11:43 left.

Georgia never got closer than 12 points the rest of the game and trailed by as many as 21.

"We just started the second half poorly and they took that momentum and ran with it," Fox said.

The Razorbacks shot 60.6 percent (20 of 33) in the second half compared to the Bulldogs shooting 25 percent (8 of 32).

"Coach told us we had to get after it the first five minutes of the second half and we made up our minds that we were going to get stops," Kingsley said. "Jaylen made a three and we just got it rolling."

Anderson was asked his thoughts on Hannahs addressing the crowd about the NCAA Tournament.

"I mean, Dusty is Dusty," Anderson said with a smile. "I think he really wanted to speak to the crowd.

"More than anything he was thanking the people for showing up and giving them the inspiration to come out each and every night and leave it all out on the floor.

They showed their appreciation by showing up, especially on a senior day.

"Dusty's always going to say something that I probably told him not to say. But I think he was feeling good."

The Razorbacks have earned a double bye in the SEC Tournament and will play Friday in Nashville, Tenn. The tournament's winner earns the conference's automatic NCAA Tournament bid.

"We're not done," Watkins said. "But it feels good the last regular-season home game to go out like that."

The seniors were honored in a pregame ceremony with their families. Hannahs said it was a bittersweet feeling for the seniors knowing it was their final home game.

"But how we did it took away the bitter part of it," Hannah said. "It's just sweet right now."

Thank the seniors for delivering Hogs to NCAA doorstep

**By: Nate Olson
Whole Hog Sports**

March 3, 2017

Much was made before the season about Arkansas' many newcomers.

Some predicted a talented group, which included some highly-decorated junior college players, would help the Razorbacks to the NCAA Tournament.

Juniors Jaylen Barford and Daryl Macon added another dimension to the Hogs as double-digit scoring threats on the perimeter. They indeed have helped put the Hogs in position to clinch an NCAA Tournament berth. Odds are if Arkansas beats Georgia at Bud Walton Arena on Saturday, they're berth is set in stone.

While Barford, Macon and others have made a difference, it is the three seniors being honored before the Georgia game that have been the heart and soul of the team. Two of them are unlikely heroes. Another is a talented big who didn't realize his potential until later in his career.

Manuale Watkins, Dusty Hannahs and Moses Kingsley have done their part to lead an inexperienced team with many new faces. It took most of the season, but it looks like Arkansas - which had won five straight before a midweek loss at No. 12 Florida - is peaking at the right time.

Arkansas coach Mike Anderson knew this team was talented and deep. What he may have been concerned with was the team chemistry with only five players returning from the year before.

That's where trio of seniors came in. Hannahs initially, gave up his starting spot to Macon and came off the bench. Hannahs didn't complain, but Anderson realized Hannahs was better as a starter and both have played better since Hannahs made it back in the starting five.

Kingsley hasn't lived up to his SEC preseason Player of the Year tag, but he didn't show outward signs of discouragement. He has continued to play hard and been a strong defensive presence.

When Arkansas dropped back-to-back games to struggling Missouri and Vanderbilt in February, it appeared its

postseason hopes were fading fast. Fans were pondering Anderson's future.

I thought then that if the Hogs were to pull out of the funk, it would be the seniors that led the way. Hannahs was abrupt with reporters when asked about the back-to-back losses and seemed determined not to let his senior season end with a thud. All three have played well since those losses.

Hannahs leads the team in scoring with 14.6 points per game. It is the second consecutive season the Pulaski Academy product has led the team in scoring. He scored more than 16 points per game last season after transferring from Texas Tech.

Hannahs came to Arkansas with the reputation as a 3-point marksman. He has proven to be much more than that. As his two-year career has gone on, Hannahs improved his driving ability and his ability to finish at the rim. His athleticism is deceptive, but he plays with hustle and showed in the 15-point comeback at Vanderbilt that he never quits.

Watkins is a great story and has the kind of game that makes teams great. He is the son of assistant Melvin Watkins and a former walk-on. His perseverance and hustle stand out, and his ability to do the little things and make big shots have made a big difference this season.

He only scores 5.8 points per game, but he is one of the most valuable players on the team because of his versatility and defensive abilities. He is a consummate role player which every successful team has.

Many would say Kingsley has underachieved, and he probably has even though more talent around him has contributed to less touches and thus an 11.9 points per game average, which is down four points from last year.

Kingsley also averaged close to 10 rebounds per game last season and is down to just under eight this year, but he has played better later in the season. He leads the team with 2.6 blocks per game and has continued to be a menace in the paint for opponents.

Like his classmates, he plays hard and has a positive attitude. How he plays opposing big men could determine how far the Hogs make it in the postseason. A couple of big offensive games would go a

long way to restoring the reputation he had earned last year as one of the nation's elite posts.

Arkansas' improvement has been a team effort but it wouldn't have happened without the trio of seniors leading the way. If the Razorbacks make a deep tournament run look for those three to be in the middle of it.

Anderson, Hogs quieting the critics

**By: Nate Allen
Whole Hog Sports**

February 27, 2017

FAYETTEVILLE -- A few weeks ago, when things weren't going so good, the chatter surrounding this Arkansas Razorbacks basketball team was starting to sound a lot like it did during the early days of Nolan Richardson.

From 1985-1987, you could swear that most everybody in Arkansas knew more about basketball than Richardson, Arkansas's new basketball coach.

Self-proclaimed experts proclaimed that Richardson didn't coach fundamentals and didn't have an organized strategy.

It got old fast. And silly. And ultimately proved just plain wrong.

Turns out, not even the great Eddie Sutton who built what Richardson called the "monster" to feed at Arkansas, could feed it like Richardson.

Folks quit fretting about Richardson when he went 200-43 during his 1989-1995 Arkansas peak, including the program's lone basketball national championship and national runner-up.

As an Arkansas assistant who had played for Richardson at Tulsa, Mike Anderson was part of a glorious past and returned as Arkansas' head coach to a hero's welcome in 2011.

Welcomes wear out quickly during these impatient days of social media.

Two seasons removed from a 27-9 season that was Arkansas' best since the 32-7 1995 national runner-up, stories similar to those told during Richardson's early years at Arkansas, plus one that Nolan assuredly never heard, abounded as Anderson's Hogs struggled earlier this season.

Anderson and his staff aren't tough enough, loud enough and just too nice, was overheard repeatedly.

It's essentially the same Anderson staff that went 111-57 with a tripe to the Elite Eight in five seasons at Missouri.

But toughness comes in many forms and at many volumes.

Anderson's quiet resolve of focusing on the next practice and next game steadied

the listing ship after losses that many speculated would keep Arkansas out of the NCAA Tournament.

That same focus seems to be keeping these now surging 22-7 Hogs from going overboard about themselves even as "bracketologists" etch them into the Big Dance with two SEC games and the SEC Tournament left to play.

"The big picture will take care of itself if we do the the things we are supposed to do with the little things," Anderson said after Saturday night's 79-68 victory at Auburn. "The little things add up to big things. One of the little things is get better in practice each and every day and taking it one game at a time. Just staying dialed in and not getting too high or getting too low but just having that even keel."

It might sound trite, but with Anderson it's true. And contagious.

"Coach makes sure every day and every practice that we are just staying focused on the task at hand," Arkansas junior forward Trey Thompson said. "We're not worried about the tournament. The biggest game on our schedule is Florida coming up next. That's all we're thinking about. Next game, next practice."

Thompson deserves standing O, but Big O might be a little much

**By: Nate Olson
Whole Hog Sports**

February 24, 2017

Mike Anderson was happy with Trey Thompson's play in the win against Texas A&M on Wednesday.

He was so happy that during a postgame interview on the SEC Network he compared Thompson to legendary Hogs big man Oliver Miller, who was honored earlier in front of the Bud Walton Arena faithful.

Comparing Thompson to one of Arkansas' all-time great players is probably a bit much, but with Big O sitting court-side it worked for Anderson, who was a UA assistant coach to Nolan Richardson when Miller starred in Fayetteville.

Thompson's play is worthy of at least some kudos and is one of the reasons the Hogs are riding a four-game win streak. The 6-foot-9, 265-pound junior from Forrest City is playing slightly more minutes than his season average the past four games, and is doing the little things to complement starting center Moses Kingsley.

On Wednesday, Thompson dished out a career-high six assists.

That came on the heels of an Ole Miss win where Thompson contributed 8 points, 8 rebounds and 3 assists in 23 minutes of work.

Arkansas has needed a spark inside to reinforce Kingsley, and Thompson has provided that with his knack of helping in different ways lately. To have a big body who can come off the bench and stuff the stat sheet is invaluable.

Thompson's passing ability is especially impressive for a big man. That could be where Anderson draws the comparison to Miller, who was known for his soft touch.

I first saw Thompson work-out when he was a sophomore in high school as a member of the Arkansas Hawks AAU program. He was tabbed as a "must-have" recruit for Anderson. It appeared Thompson would be a rangy scoring threat on the wing and inside.

It hasn't quite worked out that way, but his physique has changed along the way. At

265 pounds, he has a physique similar to Miller, minus a few cheeseburgers, and has sort of shifted more inside. He still has a nice touch and there aren't many bigs who can dish out six assists.

Thompson really should flourish next year when the paint will be his to patrol without the departed Kingsley. For now, he adds a nice punch off the bench.

Speaking of the bench, the entire unit is following Thompson's lead. Daryl Macon added 12 points in a reserve role against the Aggies and Anton Beard made some key contributions in 21 minutes.

"You take their five and my five, from a talent standpoint they probably out-talent my guys," Anderson said of Texas A&M. "But where we can get you is with the eighth, ninth and 10th guys we put out there. You think about it, they're putting starting numbers up. Daryl Macon, he had 12 and 4 and had 30 the other night (against Ole Miss)."

Anderson has a point. And while I mentioned in this space that the #Fastest40 will never be confused with 40 Minutes of Hell, employing a large number of subs is something ripped from Richardson's playbook.

It isn't common today, but when you have players the caliber of Thompson, Macon and Beard coming off the bench battling with other team's reserves, it can make a difference. If that trio continues to play well it is the kind of strategy that can lead to a deep SEC Tournament run and maybe help Arkansas' seed in the NCAA Tournament.

Give credit, too, to Anderson for pulling the strings and knowing his personnel well enough to be able to bring a player such as Macon off the bench and him being comfortable with it. Also, being able to discern the right situation to bring someone in and how long to keep them there. Things are clicking for Arkansas. Winning cures all as they say and the streak has helped this club all the way around. It has taken pressure off everyone.

Thompson may never be Miller, but he has been important to this team - as have all of the reserves - and his play will likely be a big factor in how far this team can advance in the postseason.

UA bench not taking back seat

**By Tom Murphy
Arkansas Democrat-Gazette**

February 23, 2017

FAYETTEVILLE -- Another dominating bench performance propelled Arkansas to an 86-77 victory over Texas A&M on Wednesday night at Walton Arena.

The Razorbacks' reserves outscored the Aggies 27-4, led by 12 points from Daryl Macon.

"Our bench, which I think is our most important component, continues to play well," Arkansas Coach Mike Anderson said. "Our depth, that's the strength of our team, and we do it with numbers."

Junior forward Trey Thompson had another solid stat line in his 18 minutes, including a career-high six assists to lead all players. Thompson added 5 points, 3 rebounds and 1 steal.

"That's from one of your big guys," Anderson said of Thompson's six assists. "That just puts you in the mind of one of our favorite guys that was here tonight and that's Oliver Miller, who was one of the great passing big guys that we had."

Thompson sparked an offensive surge for the Razorbacks after entering the game for the first time. Thompson fed Macon on a backdoor cut down the left baseline for a layup that put Arkansas ahead 8-6. A few moments later, guard Anton Beard cut down the right side of the lane and Thompson found him for an easy layup.

"I think it's just the offense we're in," Thompson said. "We're in a motion offense with people moving and the ball moving. When they were open, I just tried to get it to them."

Thompson, who got a big ovation when he checked out after his first stint in the second half, passed to Macon for a key dunk with 2:27 remaining as the Razorbacks extended their lead to 77-69.

Hogs flash grit of a team that wants to dance

**By Wally Hall
Arkansas Democrat-Gazette**

January 26, 2017

The score was tied six times and the lead changed nine times, and with 6:02 to play Vanderbilt was sitting on a 15-point lead, its largest of a game in which it led almost 32 minutes.

At home, with at least a five-possession lead, the Commodores should have coasted to a second consecutive victory. They were coming off an upset over Florida in Gainesville.

Only this Arkansas team is different than most of the past 14 Arkansas teams.

Every single guy on the floor wanted the ball in crunch time.

After a pair of free throws by Daryl Macon -- who scored seven points, all on free throws, in the last 6:02 -- the comeback kick-started on a steal by Manny Watkins that Moses Kingsley converted into a three-point play. Jaylen Barford made a layup 24 seconds later to make it 58-50.

The teams battled with the lead swinging around the 8-11 point margin, but the Commodores were not picking up on a change in Dusty Hannahs' game.

Hannahs is a known bomber and has been contested heavily this season on the perimeter, and since Vandy shoots a lot of threes, it knows how to defend the three.

Hannahs started taking it to the rim after he was fouled on a three-pointer and made all three free throws. The next time he touched the ball he drew a foul and had a rare missed free throw, but he made one. On the next possession, he drove again but dished it perfectly to Watkins for a layup. The 'Dores were even more confused on how to handle him.

Hannahs scored the next three field goals on layups, and Macon added two more of his free throws, and it was 70-68 Vandy with 0:20 on the clock.

With 10 seconds remaining, Barford got a steal. Hannahs missed a three-pointer with 0:07 on the clock, but Watkins grabbed the rebound and got it to Macon, who was fouled on a three-point attempt with one second remaining.

The junior couldn't have been cooler in a pickup game.

He nailed all three, and the Razorbacks had their 16th win of the season and are now 5-3 in SEC play.

In that last 6:02, when the Razorbacks outscored the Commodores 28-12, five different Hogs scored.

Hannahs had 14 of his game-high 17 points in the comeback, Macon had seven, Kingsley three, and Barford and Watkins two each.

It was a win that will help their chances for the NCAA Tournament because it was on the road against a team that beat the No. 25 Gators on the road. The Hogs moved up three spots in the RPI to No. 28 with Tuesday's win.

It helped that the Kentucky Wildcats lost to Tennessee, which the Hogs beat in Knoxville. The Vols jumped 10 spots in the RPI to No. 52.

If the Wildcats can knock off Kansas, ranked No. 1 in the USA Today coaches poll and No. 2 in the AP poll, on Saturday it could be a huge boost for the SEC.

A victory would help the SEC get four teams in the tournament if Florida, South Carolina and Arkansas take care of business. Georgia, Tennessee and Mississippi State are long shots for March Madness, but a strong finish and a good showing in the SEC Tournament could go a long way.

For now, Mike Anderson has made his Razorbacks road warriors. It wasn't that long ago the Hogs had the reputation of not being able to win on the road.

Now they are 3-1 on the road and staring at visits to Oklahoma State, Missouri, LSU, South Carolina, Auburn and Florida, with home games -- which should start to sell out -- against Alabama, Vanderbilt, Ole Miss, Texas A&M and Georgia.

The Razorbacks showed great grit Tuesday night when they believed in themselves.

UA bench players don't sit on hands

By: Bob Holt
Whole Hog Sports

January 20, 2017

FAYETTEVILLE -- Seniors guards Dusty Hannahs and Manny Watkins, and junior forwards Arlando Cook and Trey Thompson didn't start for Arkansas at Texas A&M, but they helped the Razorbacks finish off the Aggies.

All four reserves made key plays in the second half when the Razorbacks rallied from a 12-point deficit to win 62-60 at Reed Arena on Tuesday.

Hannahs, who played a team-high 27 minutes, scored all nine of his points in the final 12:32, starting with a three-point basket that cut the Aggies' lead to 48-39.

Watkins finished with 9 points, 6 rebounds -- including an offensive board with 1:45 left -- and 3 steals in 23 minutes.

Cook had 6 points, a team-high 7 rebounds, 2 steals and 2 blocked shots in 21 minutes. Both of his steals came in the final 5:16.

Thompson didn't attempt a shot, but he had 3 rebounds, 2 blocked shots and 2 assists in 12 minutes.

The heavy bench contributions have become a staple for the Razorbacks (14-4, 3-3 SEC) this season as they prepare to play LSU (9-8, 1-5) at 7:30 p.m. Saturday in Walton Arena.

Arkansas has outscored its opponents 562-364 in bench points, including 24-11 at Texas A&M.

"The bench continues to be a strength of our team," Razorbacks Coach Mike Anderson said. "The five guys that start have been pretty good, but I really feel when the guys come off the bench that they have the advantage because the first unit goes out and really makes those other teams work. Then the second unit comes in and, to me, they're just as strong as the starting unit."

Anderson usually starts substituting about five minutes into the game.

"We come off the bench ready to go, aggressive and attacking" Hannahs said. "We're watching the game intently."

"After that first media timeout, you're locked in. You know your time is about to come. If we're coming in with the lead we

want to make it bigger, and if we come in and we're down, we want to get that lead changed."

Junior guard Anton Beard, who has started the past two games but played off the bench 14 times, said the Razorbacks understand the importance of their depth.

"Coming off the bench doesn't mean you won't play," said Beard, who is averaging 9.0 points in 21.1 minutes. "It just means, 'Hey, you come off the bench.' We're all into the game."

Beard said being able to watch the first few minutes of the game provides insight on how to attack the opposing team.

"We sit over there and talk about what we're going to do, how we're going to do it," he said. "I think that's where we have the advantage over most teams."

In Arkansas' 84-72 victory over Houston, the Razorbacks outscored the Cougars 34-14 in bench points.

"I think their strength is always going to be their depth," Houston Coach Kelvin Sampson said. "It's never really an individual player. I don't think that they have one player that really stands out."

"They have a lot of good players. I think that's the strength of their team. They have good depth, and Mike does a good job using it."

Watkins, a team captain for a second consecutive season, has played off the bench most of his career, although he's started 12 games this season. He's averaging 6.1 points, 4.1 rebounds and 22.1 minutes and has a team-high 25 steals.

"We know he brings energy to his team and he's a difference-maker," Texas A&M center Tyler Davis said of Watkins. "The scouting report was to not let him come in and have an impact on the game, and he did. He does his job every night."

Cook, a junior-college transfer averaging 3.6 points, 2.3 rebounds and 13.1 minutes, has received praise from teammates for his ability to energize the Razorbacks.

"I know we talk about bringing energy a lot, but Arlando's energy is crazy on the court," Hannahs said. "Coach A says, 'Eat 'em up,' and that's what he does at the top of that press sometimes."

"He's making them change direction so many times that sometimes they'll lose the ball."

Thompson's 27 field goal attempts are 10th on the team -- he's made 16 shots for 58.3 percent -- but he consistently provides good spacing and passing on offense and solid post defense.

"The more Trey Thompson keeps coming on for our basketball team, I think the better we're going to be," Anderson said. "He's going to give you some physicalness, he's got a really good basketball IQ in terms of passing the ball and setting screens, and he's been there because this is his third year in the program."

Hannahs, who has started 10 times this season and played off the bench in eight games, is averaging 13.9 points and 24.1 minutes.

Playing off the bench he has scored 17 points against Houston and Mississippi State, 16 against Missouri and 15 against Texas.

"I just go out there and hoop," Hannahs said. "I don't really put much importance into whether or not I'm starting. I like to start. I like to play, too."

"I'm going to do whatever it takes to help this team win. These buckets are coming whether they're off the bench or starting. That's how I look at it."

Anderson has used seven different starting combinations this season with eight players getting at least three starts. Senior center Moses Kingsley is the only Razorback to start all 18 games.

"Coach A lets us know that it's not a big difference in each of our talents," Thompson said. "He says he has 10 or 11 starters and that gives us confidence where if we're not starting, we still can produce quality minutes in the time that we're given."

Missouri Coach Kim Anderson, whose Tigers lost at Arkansas 92-73 and were outscored 38-24 in bench points, said it's impressive to watch how Mike Anderson utilizes his roster.

"I think it says a lot of good things about Mike, that he's able to convince his team that it doesn't matter who starts, that everybody's going to get to play," Anderson said. "He's to be commended for that."

Macon's shoe on another foot

**By: Bob Holt
Whole Hog Sports**

December 24, 2016

"It's just shoes"

After Arkansas' 90-56 victory over Sam Houston State on Thursday night, a young fan approached Razorbacks guard Daryl Macon to ask for an autograph.

"He had a small item for me to sign that [the autograph] wasn't going to fit," Macon said. "So I said, 'I've got something for you.' "

Macon, a junior from Little Rock, signed his shoes and gave them to the fan.

"Giving back to the kids is always something I want to do," Macon said. "It's just shoes. I can always get another pair of shoes."

Arkansas Coach Mike Anderson wasn't surprised by Macon's gesture.

"It speaks highly of him," Anderson. "He's one of those kids that would give his last nickel to his teammate.

"That's Daryl. That, in a nutshell, is about this team. They're good people."

The Hutch Report: Moses Kingsley

Andrew Hutchinson
Hawks247.com

December 11, 2016

The Hutch Report gives you a statistical perspective on Arkansas' football, basketball and baseball games.

Instead of focusing solely on the Razorbacks' 91-76 win over North Florida, we will examine Moses Kingsley's slow start to the season.

Failing to Meet Expectations

Coming off a season in which he earned second-team All-SEC honors and nearly averaged a double-double (15.9 points, 9.3 rebounds), expectations were high for Moses Kingsley.

Those expectations grew in October when he became the third player in UA history to be voted as the conference's preseason player of the year, joining Joe Johnson and Ronnie Brewer Jr.

Of course, like every preseason player of the year since the SEC began voting for it in 1997, neither Johnson nor Brewer won the award after the season. They lost out to Kentucky's Tayshaun Prince and LSU's Glen Davis, respectively.

Unless something changes over the next couple of months, Kingsley will become the 20th consecutive SEC Preseason Player of the Year not to win the postseason award.

In Arkansas' first nine games, Kingsley has only two double-doubles and is averaging just 11.1 points. He does average 8.2 points and 2.9 blocks per game, though, which rank third and first in the SEC.

His scoring is down 30.2 percent, which can partly be attributed to a lower field goal percentage (51.5 percent, compared to 54.8 percent last season) but is mostly the result of being less aggressive on the offensive end of the court. Kingsley is attempting about three fewer shots and three fewer free throws per game.

Tale of Two Halves

The good news for Kingsley is that the Razorbacks are less than a third of the way through their regular-season schedule. There is plenty of time for him to turn things around and he has shown glimpses of being a dominant player.

All you have to do is look at Kingsley's first- and second-half splits to see his problem. He has been ineffective before halftime, only to come out after the break and show why he was voted as the preseason player of the year.

Here is a chart that illustrates the difference in Kingsley's performance before and after intermission:

Not only does Kingsley's scoring double in the second half, he actually scores at a higher rate than he did last season, when he averaged 21.5 points per 40 minutes.

He becomes more aggressive - as evidenced by the higher number of free throws attempted - and gets better looks - as evidenced by a field goal percentage nearly 30 points higher - after halftime. The result has been Kingsley scoring more points in the second half than the first in all nine games.

Kingsley is a better passer in the second half, as well, with a slightly higher assist rate and a much lower turnover rate.

Nearly every statistical category improves in the second half for Kingsley, with the exception of blocks. That makes sense, though, as players typically go after fewer blocked shots as they get closer to the five-foul limit, which happens later in games.

This difference was less pronounced against North Florida. He had arguably his best first half of the season with six points on 2 of 3 shooting and 2 of 2 free throws and four rebounds. He followed it up with seven points on 3 of 4 shooting and 1 of 2 free throws and six rebounds in the second half.

However, in Arkansas' previous four games, it was like night and day.

Against Mount St. Mary's, Stephen F. Austin, Austin Peay and Houston, Kingsley went from averaging 8.5 points per 40 minutes in the first half to averaging 28.5 points per 40 minutes in the second. His field goal percentage increased from 30 percent to 73.7 percent and he attempted twice as many free throws after halftime.

"I thought in the second half Moses was much more prevalent and showing his presence, demanding the basketball as opposed to the first half," Arkansas head coach Mike Anderson said after the Houston game. "In the first half I thought he tried to play a finesse game, and that's not who we are."

If Kingsley can consistently start games the way he finishes them, it won't take long before he gets back into the discussion for player of the year honors in the SEC.

**Moses returns to his people
Razorbacks happy to have Kingsley
back**

**By Bob Holt
Arkansas Democrat-Gazette**

November 6, 2016

FAYETTEVILLE — Everywhere Moses Kingsley went, he heard the same question.

Walking around the Arkansas campus. Sitting in class. Going out to eat. Leaving or returning home.

“People would ask me what I was going to do,” Kingsley said. “They’d say, ‘You’re coming back, right? Please come back.’ ‘I’d say, ‘I don’t know what I’m going to do.’”

Kingsley didn’t become impatient when fans kept asking if he was going to keep his name in the NBA Draft or return to Arkansas for his senior season. “It was nice that people cared,” he said.

“If I was in their shoes, I’d be asking the same question, too.”

After nearly a month of speculation when Kingsley declared for the draft April 12, fans got the answer they wanted. Kingsley, a 6-foot-10 center, announced May 9 he would withdraw his name from the draft and be back at Arkansas.

“I had a lot of people tell me how happy there were,” Kingsley said. “That made me feel good.”

Arkansas coach Mike Anderson may have felt even better than Kingsley about the decision. Kingsley was a second-team All-SEC pick last season when he averaged 15.9 points, 9.3 rebounds and 2.4 blocked shots and shot 54.8 percent from the field.

He also made the SEC All-Defensive team.

“I’d be pretty happy if I were Mike Anderson,” Florida coach Mike White said. “If Moses said he wanted to play for me this year, I’d say, ‘Where do we sign you up?’

“I think Moses is terrific. A really, really good player.

“I saw him play in high school, and he’s as good a defender in college as I anticipated him being, but he’s come such a long way offensively. You can tell he’s really worked it.”

Arkansas senior guard Manny Watkins joked he was ready to physically prevent Kingsley from leaving the Razorbacks after his junior season.

“I was going to have to fight Moses if he decided not to come back,” Watkins said. “When he said he was staying with us, it was a big relief, because Moses arguably is the best player in the SEC.”

A month after Watkins said that, Kingsley was announced as the conference’s Preseason Player of the Year at SEC Media Days. Kingsley’s selection in a media panel vote reinforced his importance to Arkansas, which is looking to bounce back from a 16-16 record last season.

“It’s huge for Arkansas to have Moses back,” Missouri coach Kim Anderson said. “I really think that with him Arkansas is going to be a top-tier team in our league.

“He can do so many different things. He really changes the game for them.”

SEC coaches endorsed the media’s selection of Kingsley as the conference’s top player.

“I’m proud of Moses,” said Ole Miss coach Andy Kennedy, who recruited Kingsley. “I’ve known him since he was a junior in high school and really seen his game evolve.

“I think Moses most certainly is a guy that deserves the acknowledgement of what he’s done in the past and what he’s capable of doing in the future.”

Coaches sounded glad to see a senior rewarded with the Preseason Player of the Year honor rather than a highly touted freshman who hasn’t played a college game yet.

“That’s what college is all about,” South Carolina coach Frank Martin said. “He’s a young man that didn’t play a lot his first couple of seasons, and now as he’s progressed through Arkansas’ program, he’s made himself into the preseason SEC player of the year.

“That’s a credit to the young man and the culture and the coaches at Arkansas, the environment, the league, everything. So I was real happy for him.”

Even Kentucky coach John Calipari praised the media voting for Kingsley rather than one of the Wildcats’ talented

freshmen such as Bam Adebayo, DeAaron Fox or Malik Monk.

“He’s outstanding,” Calipari said of Kingsley. “The way he played last year and going into this season, I think that’s a pretty good choice.”

Kingsley took advantage of a new NCAA rule that allowed players to enter the draft, go through workouts for professional teams and attend the NBA scouting combine if invited, but maintain their college eligibility as long as they didn’t sign with an agent.

The deadline for withdrawing from the draft was May 25 — 10 days after the combine ended. Previously, the deadline was in early April, which made it tough for players to get a thorough evaluation of how teams viewed them.

“Moses used the process the right way and let it work for him,” Anderson said. “He listened, and he asked questions, and he got some answers so he could make an informed decision.

“At the end of the day, he didn’t get the feedback he want to hear, so it just made sense for him to come back. He didn’t get in a hurry to leave college. He understands that if you do what you’re supposed to do, the opportunities will come to you.

“If he wasn’t happy and comfortable here, the easy thing to do would have been to say, ‘I’m out of here.’ But if you look at the development of this guy over the course of the last few years, staying here another season is going to help prepare him for the next level.”

Kingsley said he approached his draft status after last season with an open mind.

“I didn’t have to put my name into the draft, but I thought it was a smart idea to do it with the new rule,” he said. “Why not? After having the kind of year I did, I figured I might as well try it.

“I feel like it was a great rule change, for a player to know where he stood before the draft, and then he could decide whether to go or come back. It’s a good option, and it’s good for the school, too, because they don’t want to lose you and then have you go undrafted. That’s not good for anybody.”

Kingsley said the feedback he got from NBA personnel was that he might be a second-round pick or possibly not even

be drafted. He wasn't among the players invited to the combine.

"I had some high expectations, but obviously it didn't go the way I thought it would," he said. "Teams were telling me I was a good prospect, but it would be better if I came back to Arkansas, and I was fine with that.

"Arkansas is a great place. It's not like I was looking to get out, and I've got no problem with going to school."

Kingsley announced he was returning to Arkansas after a workout for the Boston Celtics at their practice facility. He canceled some workouts with other teams because he said he'd made up his mind to withdraw from that draft.

"It was good experience to go to Boston," he said. "I got a good feel for how the environment really works, what to expect."

Kingsley said he sought advice from Bobby Portis, his former AAU and Arkansas teammate, before entering the draft and withdrawing his name.

Portis was the 2015 SEC Player of the Year his sophomore season at Arkansas, declared for the draft and became a first-round pick by the Chicago Bulls.

"I talked to Bobby a lot during the process," Kingsley said. "He advised me to try it and see what happened.

"After we got some feedback, he said to come back and keep working, improve and help the team win more games."

Tennessee coach Rick Barnes applauded Kingsley's decision to return to Arkansas.

"It's big for players to make the right decision, because through the years, hundreds of them have made the wrong decision and it's hurt them with their careers," Barnes said. "So now that it's set up where you can get a pretty good indicator of where you are going into the draft, you've got to put your ego aside and say, 'I've got to go back to school. I've got time to continue to get better.'

"You respect a guy for being able to make that decision, because once guys go that way, a lot of them think they've got to stay in the draft. Too many guys do that, and it hurts them.

"The fact he pulled back, I think, shows some maturity."

Anderson is counting on Kingsley and Arkansas' other returnees to mesh with seven scholarship newcomers.

"Moses is the biggest recruit for me, having him come back," Anderson said. "He's the guy that's going to anchor our team.

"We're going to rely on his leadership and offensive and defensive capabilities."

Watkins said it's not hard to explain Kingsley's progress.

"Moses is a gym rat," Watkins said. "So he's always going to keep getting better every day."

Kingsley was heavily recruited out of Huntington Prep in West Virginia, turning down scholarship offers from Florida and Louisville to sign with Arkansas, but he spent his first two seasons backing up Portis.

"If he wasn't happy and comfortable here, the easy thing to do would have been to say, 'I'm out of here.' But if you look at the development of this guy over the course of the last few years, staying here another season is going to help prepare him for the next level."

— Arkansas coach Mike Anderson, speaking about Moses Kingsley's decision to return to Arkansas for his senior season

As a freshman, Kingsley averaged 4.0 points, 3.2 rebounds and 11.5 minutes. His numbers went down slightly as a sophomore with averages of 3.6 points, 2.5 rebounds and 10.9 minutes.

"Some guys — after being one of the best centers in high school — would have trouble mostly sitting on the bench for two years," Kingsley said. "But I had to be patient, and playing behind a great player like Bobby, I still learned a lot.

"So even though I was waiting my turn to play, I feel like I was getting better. I paid my dues."

Anderson said Kingsley benefited from practicing against Portis but that the competition helped Portis, too.

"It wasn't like Bobby wore Moses out every day," Anderson said. "Moses helped make Bobby the player he is now."

Anderson said he wants to see Kingsley have the attitude to dominate in practice

— the mindset Portis had — and carry that over to games.

"Last year, although he had a pretty good year, I thought Moses paced himself at times," Anderson said. "Because I'm sure he looked on the bench — like I did — and asked, 'Who the hell is going in there?'

"I think with the players we have now, there's the luxury of having guys give me efficient minutes, and when you get tired, we'll get somebody else in there."

Trey Thompson, a 6-9 junior from Forrest City, and 6-10 Willie Kouassi — a graduate transfer from Kennesaw State — were Arkansas' only other big men last season besides Kingsley.

Newcomers for the Razorbacks this season include 6-8 redshirt junior Dustin Thomas — a transfer from Colorado who redshirted last season — 6-8 junior college transfer Arlando Cook and 6-8 freshman Brachen Hazen.

"Last year we didn't have enough big bodies," Kingsley said. "This year we have a lot more guys with size that can play."

Kingsley said he wants to improve his game in all facets, but being a better passer and converting a higher percentage of his free throws are focal points.

"I'm probably going to see a bunch of double-teams," he said. "So I want to improve my passing so I can kick the ball back out and find the open guys to help get my teammates going."

Kingsley shot 63.7 percent [142 of 223] from the free throw line last season, but 51.4 percent [52 of 101] the final 14 games, starting with a 3-for-9 performance at Georgia.

"I still made 100 free throws every day — made, not just shot — even with the way I was struggling," Kingsley said. "But I think my confidence dropped a little bit after that Georgia game."

Kingsley said he's made some changes in his free throws in practice for this season, using a wider stance and working to slow himself down and take an extra few seconds before shooting the ball.

"I've calmed down some," he said. "I used to catch the ball and release it right away. Now I'm waiting a little bit to give myself a break when I'm tired. I think that's giving

me a better chance to make my free throws.”

Watkins said Kingsley — known for his ability to block and alter shots to protect the rim — has worked to become a good defensive player on the perimeter as well as in the lane.

“When we switch out, Moses can hold his own on a guard,” Watkins said. “I mean, he can keep a guard in front of him.”

South Carolina senior guard Sindarius Thornwell has been playing against Kingsley since both were high school sophomores.

“Me and Moses go way back in AAU ball,” Thornwell said. “It’s crazy how much better he’s gotten.”

“Back then he played with Bobby Portis, and everything on the offensive side came from Bobby and the defense came from Moses. Now Moses is doing both. He’s still doing his thing on defense, but you have to guard him on offense, too. He has moves, and he’ll go at you on offense now.”

“When I saw he got SEC Player of the Year, I was happy for Moses. He deserves all the attention he’s getting now because he’s worked hard for it.”

Arkansas senior guard Dusty Hannahs was an AAU teammate of Kingsley’s.

“Moses was definitely raw back then, but offensively his game has improved more and more every year,” Hannahs said. “Now he has a great offensive package. That’s a testament to his work ethic and commitment.”

Martin of South Carolina said Kingsley should be celebrated for progressing from being a backup for two seasons to the status he enjoys going into his senior season.

“Fans always want to know about the new guy,” Martin said. “The guy that builds is your program is a guy like Moses. He was prepared for his turn when it came.”

Kingsley was consistently good in SEC play last season, scoring 11 or more points in 15 of 18 games and having 7 or more rebounds in 14 games. His bigger games for the season included:

- 26 points and 11 rebounds vs Dayton
- 25 points and 8 rebounds vs Vanderbilt
- 24 points and 5 rebounds vs Missouri

- 21 points and 12 rebounds vs LSU
- 20 points and 10 rebounds vs Auburn
- 19 points and 13 rebounds vs Ole Miss
- 19 points and 8 rebounds vs Alabama
- 18 points and 11 rebounds vs Texas A&M
- 17 points and 11 rebounds vs Texas Tech

“I wished Moses would have just stayed in the draft, because we’ve got to go to Arkansas this year,” Alabama coach Avery Johnson said with a smile. “When they get in trouble, he’s a problem-solver.”

“We didn’t do a good job of handling him. He’s a man’s man on the floor.”

In two games against Missouri, Kingsley averaged 19.5 points, 8.5 rebounds and 2.5 blocked shots and hit 14 of 20 shots and 11 of 15 free throws.

“Moses is tough to deal with out there, because his motor just never stops,” Missouri sophomore forward Kevin Puryear said. “He’s versatile on offense the way he can shoot the ball with his mid-range game, but also bang down low.”

“He’s tough defensive player, too, because he’s very wiry and long. It’s hard to maneuver around him and score because of his length.”

Johnson played 16 seasons in the NBA and was a head coach for seven seasons with the Dallas Mavericks and New Jersey Nets.

“I think Moses has a bright future at the next level,” Johnson said. “The NBA has gone away from the traditional center, so he’s a guy that can come into the league and play some power forward as well as center.”

“The game’s changing — it’s more about quickness now — and I think he’ll fit right in with the direction that the league is going in.”

Kingsley said he’s not driven this season to show he should be a first-round NBA pick, that it’s more about team accomplishments.

“Going 16-16, that’s what motivates me,” he said. “I don’t want to go out with another season like that.”

“That’s why this season is about our whole team, not about me. When the

team wins, everybody wins, and the accolades will come.”

The Razorbacks’ chances of winning are a lot better with Kingsley back as a senior rather than keeping his name in the NBA Draft.

“Maybe this is what was supposed to happen,” Kingsley said. “That’s the way I look at it.”

Peers say Hannahs more than his shot

By Bob Holt
Arkansas Democrat-Gazette

October 20, 2016

NASHVILLE, Tenn. -- Arkansas guard Dusty Hannahs found himself in a familiar place Wednesday, but with a different setting.

Hannahs, a senior from Little Rock, was in Bridgestone Arena to represent the Razorbacks at SEC media days.

The last time he was in the arena in March, Hannahs dropped 33 points on the Florida Gators in the 2016 SEC Tournament.

"I remember we just couldn't guard the guy," Florida Coach Mike White said. "The game wouldn't end. We wanted it to end, and Dusty just kept getting bucket after bucket."

Hannahs hit 12 of 23 shots and 7 of 7 three throws, but his career-high scoring game wasn't enough to extend Arkansas' season as the Gators beat the Razorbacks 68-61.

"I remember Dusty not wanting to lose and doing everything he could to make sure we won that game," Arkansas senior center Moses Kingsley said. "It was heart-breaking for us to lose after he put in that kind of effort."

Hannahs said being in Bridgestone Arena on Wednesday and thinking back on the game was tough.

"With how it ended, you don't really want to revisit it," he said. "I played well, but you come to the SEC Tournament to win, not to play well and go home."

"I was so zoned in. All that was on my mind was, 'What have we got to do to win this game?' To come up short was really tough. It's a very motivating thing to remember how we were feeling when we left here."

Hannahs, who transferred to Arkansas after playing two seasons at Texas Tech, averaged a team-high 16.5 points in 27.1 minutes last season. He hit 81 of 187 three-pointers [43.3 percent], but also 93 of 193 two-point baskets [48.2 percent] along with 100 of 115 free throws [87.0 percent].

"I like the way he plays," South Carolina senior guard Duane Notice said. "I think he's very tricky."

"A lot of guys look at him and probably judge him and think he's not athletic or can't do this or that. I think that works to his advantage so he can be very deceptive with the ball."

"He can put the ball on the deck and get to the basket and get fouled or get other guys involved. He has a lot of things working for him."

White said Hannahs' all-around abilities aren't fully appreciated.

"He's a great shooter, but I think his ability to create his own offense off the bounce is undervalued," White said. "His floaters and runners, those things are just really tough to defend. He's got an amazing touch from different spots on the floor. Just a tremendous offensive player."

Hannahs scored 20 or more points in 14 games last season, including seven against SEC teams. In two games against Missouri, he combined to score 42 points in 50 minutes.

"Has he ever missed shot against Missouri?" Tigers Coach Kim Anderson said. "I don't remember him missing any."

Hannahs wasn't perfect against Missouri, but he hit 15 of 23 shots -- including 8 of 14 three-pointers -- and 4 of 4 free throws.

"I think he's a way more complete player than people probably give him credit for," Anderson said. "People sometimes label a guy as just being a shooter, but he's a really good basketball player."

"His shooting stands out over everything else, but he does a lot of things well."

Hannahs scored 24 points against Georgia last season.

"He's not a one-dimensional player," Bulldogs Coach Mark Fox said. "He's a very tough matchup for everybody."

Arkansas Coach Mike Anderson praised Hannahs' work ethic.

"Dusty really dedicated himself in the offseason," Anderson said. "He's a guy that lives in our practice gym and gets 500 to 600 shots up every day."

"He's been working to get his body in the best shape possible, and he's really worked on his ballhandling. And as I've

told him, he's got to be a much better defensive player as well."

Hannahs, 6-3, said he's lost about 10 pounds since last season and now weighs 200.

"I feel better," Hannahs said. "I feel I'm a little lighter on my feet. I feel a step quicker than I did last year. I'm also trying to have more energy on the defensive end. I feel like my conditioning is better, too."

"To play in our system, you've got to be in really good shape, but I think I'm going to be in even better shape this year."

Moses Kingsley's return has Arkansas thinking NCAA Tournament

**By Kurt Voigt
The Associated Press**

October 5, 2016

FAYETTEVILLE — Moses Kingsley remembers the moment he decided to return to Arkansas for his senior season, right after finishing a pre-draft workout last spring with the Boston Celtics.

Without an invitation to the NBA draft combine, Kingsley knew it was likely best to give his ascent up the ranks of college basketball's better players another year of seasoning before turning pro.

If the 6-foot-10 center makes the same progress on the court this season that he did a year ago, he'll have no such problem earning the NBA's affection next spring or helping lead the Razorbacks back to the NCAA Tournament.

"It's nice when you have an anchor there," Arkansas coach Mike Anderson said of Kingsley.

Kingsley entered last season as a relative unknown outside of Arkansas, having served as former Southeastern Conference Player of the Year Bobby Portis' backup for two seasons. His athleticism was never in doubt, especially on the defensive end of the court, but the Nigerian appeared raw at times offensively.

After Portis' departure for the NBA, Kingsley was thrust into a leadership position for an overhauled Arkansas roster. It was a position in which he excelled, finishing last season second on the Razorbacks in scoring with an average of 15.9 points per game.

He also led the team in rebounding with an average of 9.3 in 29.5 minutes per game, up from 10.9 minutes two seasons ago. And all the while, Kingsley continued to show his shot-blocking prowess by leading Arkansas with an average of 2.4 per game.

The breakout performance was enough to convince Kingsley to test his NBA future, though he decided in Boston that he wanted to return for his final season.

It was news his teammates had hoped for following a 16-16 season a year ago, particularly with a top incoming recruiting class on its way to join the Razorbacks.

"I was going to have to fight him if he didn't come back," Arkansas senior Manuale Watkins joked. "It was a big relief, because Moses is arguably the best player in the SEC."

Following his decision to return, Kingsley has had a busy summer - from his inclusion among college basketball's best at the annual Nike Basketball Academy in Los Angeles in July to a trip to Spain with his Arkansas teammates for four games shortly afterward.

He also spent time working out with his good friend, Portis, while focusing on improving his offensive game and limiting turnovers.

"(Portis) encouraged me to lead the team, set the tone in practice and the summer," Kingsley said. "I told the coaches, 'I don't want to be good, I want to be great.'"

Arkansas won 27 games two seasons ago with Portis leading the way, and Anderson believes Kingsley has the talent to take on such a role this season — though he has stressed the importance of being vocal and energetic to Kingsley.

"I just think Moses is a lot more composed now," Anderson said. "I'm trying to get Moses to where he just dominates in practice, and I want him to become that enforcer he's always been around the basket."

Anderson, Arkansas relying on highly-ranked JUCOs

By: Jimmy Carter
Whole Hog Sports

November 9, 2016

FAYETTEVILLE — For fans, the lofty rankings of Arkansas' class of 2016 junior college signees served as a basis for offseason optimism following a disappointing season, a sign of hope for a quick turnaround back to relevancy heading into Mike Anderson's sixth season.

To most national pundits and the college basketball world as a whole, the JUCO haul went largely ignored, the latest example of the disconnect between how high school and junior college players are viewed.

JUCO players come with certain stigmas attached, fair or not, right or wrong: They're in junior college for a reason. They have a protracted adjustment period.

Some check those boxes. Others don't.

Jaylen Barford, a 6-foot-3 point guard, was ranked the No. 1 JUCO player in the nation by 247 Sports. Daryl Macon, a 6-3 combo guard originally from Little Rock, came in at No. 5. Arlando Cook, a 6-8 forward was No. 6.

Mike Anderson needs them to buck perception and be difference makers from day one.

Barford, a barrel-chested, attack-first guard, is the team's expected point guard, a capable shooter who excels at using his strength to attack the basket and can also create for others. Macon can shoot, get to the rim and distribute while also being one of the best on-ball defenders on the team. Both have been starting-lineup fixtures since the second game in Spain in August. Cook may fill the role of an energy, glue-guy type off the bench.

Even with knowledge that the production doesn't necessarily translate, at least not to the same level, their JUCO numbers were enticing.

Barford: 26.2 points, 7.2 rebounds, 4.7 assists, 2.8 steals, 58.8% FG, 35.5% 3PT, 78% FT

Macon: 23.9 points, 3.7 rebounds, 3.2 assists, 49% FG, 37.6% 3PT, 82.9% FT

Cook: 16 points, 10.1 rebounds, 1.4 assists, 1.2 blocks, 50.7% FG, 16.7% 3PT, 70.1% FT

Arkansas will count on them, especially Barford and Macon, making sizable, immediate impacts. The Razorbacks' NCAA Tournament hopes are dependent on them being able to. Are expectations too high? How will their skill sets translate to Division I ball?

Early returns from the trip to Spain, preseason practices and exhibitions are promising. Barford and Macon have impressed and shown signs of being the impact players they need to be. But top-ranked JUCO recruits tend to be more of a mixed bag than their high-school counterparts. More than 100 high school prospects earn 4 star labels from ESPN every year. Only eight JUCO players did last year.

If a signee is ranked among the top-10 high school players in the nation, odds are they will be a major contributor. Results vary more for top-10 JUCO players, evidenced by a simple look at past highly ranked JUCOs.

If history is an indicator, Barford, as a top-ranked prospect, will make an impact in year one. Here's how 247's other top-ranked JUCOs fared the last four years in their first season at their new program:

2015: Dominic Artis, UTEP (6-3 G) — 11.9 ppg, 5.2 apg, 5.1 rpg, 40.4 FG, 33.1 3PT, 65.8 FT

2014: Cinmeon Bowers, Auburn (6-7 PF) — 12.1 ppg, 9.6 rpg, 1.3 apg, 41.6 FG, 17.9 3PT, 47.8 FT

2013: Chris Thomas, Texas Southern (6-5 G/F) — 12.6 ppg, 4.9 rpg, 1.6 apg, 1.2 spg, 45.5 FG, 25.3 3PT, 56.2 FT

2012: J.T. Terrell, Southern Cal (6-3 G) — 11.7 ppg, 2.1 rpg, 37.2 FG, 36.2 3PT, 76.4 FT

History isn't the only indicator. Barford has looked the part of versatile floor general since arriving on campus.

"Without a doubt, he can control the team out there on the floor," Anderson said. "It's hard for people to stay in front of him. In the open floor, he's very shifty. ... The thing I love about him, he plays with great passion and energy."

Macon has the look of a capable running mate for Barford, Dusty Hannahs or both. He brought his White team back from a

sizable deficit in the Red-White game, scoring a game-high 28 and imposing his will on the game in a number of ways. He competes with an air of moxie.

"You watch him play and he's just a fierce, tough competitor," senior Manny Watkins said. "He brings that toughness that you just can't teach. He's just a natural-born scorer. Usually with a lot of scorers, they're not good defenders. Daryl wants to guard the best player on the other team."

The duo, along with Cook, are a big part of the reason there are heightened expectations for the Hogs — deservedly so — even with the reality that odds of getting an impact player decrease more quickly moving down the JUCO rankings than high school rankings, in part because there are a lot less JUCO prospects than high school players and also because there is far less emphasis and manpower put on JUCO recruiting analysis, which can lead to less accurate evaluations.

Cook was the No. 3 JUCO power forward prospect last year. Igor Ibaka, brother of Orlando Magic forward Serge Ibaka, was the No. 1 power forward in the 2015 class and played 23 minutes in seven games for Oklahoma State before transferring at the end of the season. That's not to suggest Cook resembles Ibaka or will have a similar career path. Bowers was the No. 1 big in the 2014 JUCO class and had a good career at Auburn. Obviously every player and every scenario are different. But there tends to be more fluctuation in how JUCO players perform with respect to their rankings.

SEC schools signed six top-20 JUCO players in the 2014 and 2015 classes. Here's a look at their first-year production:

2015, No. 2: T.J. Dunans, Auburn (6-1, G) — 11.6 ppg, 3.4 apg, 2.5 rpg, 1.6 spg, 1.1 bpg, 46.1 FG, 33.3 3PT, 69.5 FT

2015, No. 13: Justin Leon, Florida (6-7, F) — 5.3 ppg, 3.1 rpg, 49.3 FG, 37.3 3PT, 46.2 FT

2015, No. 14: Mychal Mulder (6-4, G) — 0.5 ppg, 1.2 rpg, 20 FG, 16.7 3PT, 100 FT

2014, No. 1: Bowers, Auburn — SEE ABOVE

2014, No. 17: Roderick Lawrence, Ole Miss (6-4, G) — 1.7 ppg, 1.3 rpg, 30.8 FG, 35.7 3PT, 33.3 FT

2014, No. 18: Josh Gray, LSU (6-1, G) — 7.1 ppg, 3.8 apg, 2.1 rpg, 1 spg, 39.6 FG, 26.4 3PT, 58.3 FT

Of course, as with high school recruiting, there are proverbial diamonds in the rough, too, under-the-radar JUCO recruits.

In 2014, Jabril Durham was the No. 22 JUCO prospect in the nation. He took a year to adjust, but ranked second in the SEC in assists (6.4) and third in steals (1.7) as a senior last year. That same class, Stefan Moody was the No. 32 JUCO prospect. Last season, he averaged 23.6 points per game for Ole Miss.

Coty Clarke was the No. 23 JUCO prospect in the 2012 class and became the consummate Anderson system fit his two years in Fayetteville. Anderson's hit rate on JUCO transfers is pretty high dating back to his time at Missouri.

Coty Clarke, 2013-14 — 8.6 ppg, 5.4 rpg, 1.8 apg, 1.5 spg, 46.9 FG, 44.2 3PT, 77.7 FT

Ricardo Ratliffe, 2011-12 — 12.3 ppg, 6.7 rpg, 1.2 bpg, 63.5 FG, 26.7 3PT, 66.9 FT

Matt Pressey, 2011-12 — 6 ppg, 2.4 rpg, 1.6 apg, 40.6 FG, 31.4 3PT, 68.6 FT

Keith Ramsey, 2009-10 — 4.9 ppg, 4.2 rpg, 1.1 apg, 1.1 spg, 1 bpg, 58.7 FG, 37 3PT, 52.9 FT

All of those were at least role players, solid rotation pieces. Others — namely Clarke and Ratliffe — were good starters and borderline headline players. That's what Anderson needs Barford and Macon to be. And not next year, right now.

The duo has a skillset that compliments each other. They should be able to play off each — and Hannahs — very well while making up a potentially salty backcourt in a starting lineup that won't lack for scoring pop.

"I would call it a dangerous combination," Macon said. "Jaylen can score, find teammates, plays D. He has the whole package. And I think I can do the same thing."

Anderson and Arkansas are counting on it.

Hogs banking on improved defense in Anderson's sixth season

By: Jimmy Carter
Whole Hog Sports

November 8, 2016

FAYETTEVILLE — Dusty Hannahs had his heart set on going jet skiing in the Balearic Sea just off the Valencia coast during Arkansas' basketball trip to Spain in August.

Manny Watkins wasn't as keen on the idea, but Hannahs wasn't about to take no for an answer. After some persuading, he convinced his teammate to join him on a three-person jet ski and footed the hefty fee of 75 euros per person for 30 minutes on the water.

"He was too scared to get him his own," Hannahs said.

Close friends off the court, the senior duo is polar opposites on it. Hannahs is a dead-eye shooter who coach Mike Anderson said couldn't guard a telegraph pole — or long-time Razorback beat writer Bob Holt — last year. Watkins is arguably the team's best perimeter defender but has only attempted eight 3-pointers — all misses — during his three-year career.

Moments before Hannahs relayed the Spain jet ski story, Watkins walked up and draped an arm around Hannahs shoulder just as Hannahs mentioned defense to a group of reporters.

"Defense?" Watkins asked, an air of skepticism in his voice.

"Yeah....," Hannahs replied.

"OK," was all Watkins said, clearly not convinced as he walked away and Hannahs started laughing.

That end of the court was an issue more often than not for the Razorbacks last year. At times, Watkins was the team's only "plus" defender on the court.

Arkansas' 99.2 adjusted defensive efficiency (points allowed per 100 possessions) was the worst in Anderson's tenure save for his first season and ranked 90th in the nation. In conference play, it ballooned to a porous 104.5, ninth in the SEC.

Arkansas had a number of issues last year. The power forward position was a net negative. The team featured only two

above-average shooters. The late-game offense lacked a go-to closer, evidenced by eight losses of four points or less. All those played a role in a 16-16 season but the defense may have been the biggest bugaboo.

Even with all the defensive struggles, there were positives to build on, like Watkins, on that end of the court. Senior forward Moses Kingsley, the preseason SEC Player of the Year, was a definite bright spot, averaging 2.4 blocks per game (3.2 per 40 minutes), which ranked second in the SEC. Without his rim protection, Arkansas' defense would have been unthinkable bad. As it was, Kingsley was relied on to clean up dozens of mistakes every game. The Hogs needed him to discourage forays into the paint with his presence and thwart opposing players when they did attack the rim. Graduate transfer Willie Kouassi — the only other player on the roster who provided a semblance of rim protection — gave great effort but had a limited skill set and only averaged eight minutes a game.

The difference Kingsley made on the defense end of the court can't be understated. Arkansas allowed 97.1 points per 100 possessions with him on the floor, a highly impressive number that, if it were a team, would have ranked 41st in the nation. No one else on the team had a defensive rating underneath the century mark — or even 102.

But not even Kingsley's presence could fix the litany of issues that plagued the Razorbacks. Hannahs and then-senior Anthlon Bell exceptional offensive talents who required big minutes on a team lacking many scorers, but both were subpar perimeter defenders. As a collective, the Razorbacks struggled to stop dribble penetration, allowing opposing offenses to get into the paint, draw help and force rotations. Opposing guards were oft presented with a trio of favorable options: finish at the rim, dish to duck-ins or kick to open shooters as a result of the help they forced.

Even with Kingsley's rim protection, opposing teams shot a blistering 68.4 percent at the rim, according to Hoop-Math.com, a figure which ranked 344th out of 351 Division I teams. Yikes.

When the Hogs rotated or sunk down to help, they left opposing shooters open. The 35.9 percent allowed from 3 was tied for the 253rd-worst mark in college hoops. The Razorbacks were, as a whole, not long enough or athletic enough

to consistently contest perimeter shooters.

Unlike past years, Arkansas didn't generate enough turnovers to cover up defensive shortcomings. In fact, the Hogs generated opponent miscues less often than any other team in Anderson's tenure — by a wide margin. The Razorbacks ranked 77th in the nation by forcing opponents into turnovers on 19.6 percent of possessions, down from 22.3 in 2014-15, 23.2 in 2013-14, 24.6 in 2012-13 and 23.1 in 2011-12.

Quick side note: The Razorbacks actually did force a solid amount of mid-range jumpers and held opponents to a nation-best 27.3 percent shooting on them. But that wasn't enough to mitigate the problem areas.

Kingsley is still the only real rim protector on this year's roster unless bouncy true freshman Adrio Bailey cracks the regular rotation. But the Razorbacks' options on the perimeter appear to be markedly better.

Junior college transfer Daryl Macon figures to take Bell's place as one of the Hogs' best shooters, but, unlike his predecessor, he has the potential to be a plus defender thanks to his combination of quick feet, probing hands and defensive intuition.

Watkins will continue to play an important role as a strong on-ball and team defender. A year ago, then-senior point guard Jabril Durham joined him as a second reliable backcourt defender. Durham (6-1) was far from the issue on defense, but his successor, 6-3 barrel-chested junior college guard Jaylen Barford, may be an upgrade at the point of attack.

"These guards are bigger than the ones here last year," Kingsley said. "No disrespect to them, but they're bigger, stronger. Jaylen is bigger than the guards that were in his position last year and he's quicker, too, for a big guy. It's going to help us."

Lanky freshman guard C.J. Jones has the tools to be a good defender in time. Blessed with 6-5 frame, quickness and leaping ability, Jones must learn to sit down in his defensive stance and lock in on a more consistent basis in if he hopes to carve out a larger spot in the rotation than what his offensive gifts already allot him. Oh. And he needs to continue to

learn the finer points of playing off the ball on defense. But he's far from alone.

"We've got some guys now that can play on-the-ball defense, but help-side defense is a foreign word to a lot of these guys here," Anderson said in August after the Spain trip. "That's where we've got to get in the gym and really, really get better."

The long hours in the gym since the trip have no doubt helped in that regard, for Jones and the rest of the roster.

Jones' length will help him and he fits the Anderson mold for a versatile wing in the 6-5 to 6-7 range, even if he's the only one on the roster at the moment (Watkins is 6-4, while freshmen Adrio Bailey (6-6) and Brachen Hazen (6-8) are mostly 4s now, even if they project to grow into combo forwards in time and may play in some three-big lineups in the nonconference season as Anderson tinkers).

The dearth of length in the backcourt and on the wing will change, just not this year. Arkansas' 2017 recruiting class includes 6-6 combo guard Khalil Garland and 6-7 combo forward Darius Hall, who possesses a massive 7-foot wingspan. Add in assumed growth to Hazen and Bailey's games and the Razorbacks could have five swifty wings moving forward, a potential nightmare for opponents facing Anderson's defense, which has rarely been fully unleashed because of personnel to this point in his Arkansas tenure.

That's a year away, but it would be surprising if the defense didn't take a marked step forward this year, given the roster makeup. Depth will be a big aid. Last year, four players averaged more than 27 minutes per game in a tighter rotation than the 2014-15 season, which featured 10 players who played at least 10 minutes per game.

"That was the thing last year: Guys paced themselves because we saw the bench was thin," Watkins said. "We've just got depth and a level of toughness. Defense, a lot of it is toughness. Just mano-a-mano, you're not scoring on me. And this team has a lot of that."

On top of all that, Kingsley should be better, a scary proposition for the SEC. A 15-10-3 season isn't out of the realm of possibility, but, beyond the raw block numbers, he should be a smarter defender. Consider these scouting notes

by Josh Riddell of DraftExpress.com, widely recognized as the best NBA scouting service, hands down.

"Stat chaser - more interested in blocking shots than playing strong tough defense."

"Fouls a little too often - step slow to rotate."

"Always challenging shots and protecting the rim but will need to improve his instincts to read the play earlier and rotate sooner to not foul."

"Not the best individual defender though - either in the post or on the perimeter."

Of course, there were good notes, too. Kingsley is a gifted, instinctual defender.

"Uses his length and explosiveness well to protect the rim."

"Good timing - doesn't fall for ball fakes."

"Motor almost always running looking to make a play."

"Backup big man - can fill a role off the bench as a high energy, athletic big man who can make an impact all over the floor."

The dichotomy between the pros and cons is evident. Kingsley's motor and physical gifts — including a 7-foot-2 wingspan — make him a daunting rim protector. But he was undisciplined at times, the result of taking up the sport at a relatively late age and averaging just 11.1 minutes per game his first two years at Arkansas.

Now, a year older and armed with more experience after stepping into a starring role, Kingsley will pair a more seasoned, savvy approach to his obvious defensive gifts.

The Hogs' defense was a joke at times last year. Hannahs' still is to his jet-ski partner.

But with an improved supporting cast around its anchor, Arkansas is counting on a vintage version of the "Fastest 40" in Anderson's sixth year.

"We've got a chance to be a very good defensive team," Anderson said. "And that's going to be my main objective."

Hoops in better shape than last season

**Andrew Hutchinson
Hawgs247.com**

October 20, 2016

FAYETTEVILLE – There is no denying that Arkansas' basketball program is in better shape today than it was at this time last year.

Look no further than the Red-White game roster to find evidence. Last season, the Razorbacks got 64 minutes from a former player – Kikko Haydar – and three walk-ons in their preseason scrimmage.

Sunday's Red-White game, however, will feature two six-man squads composed completely of scholarship players.

"We have got some more talent without a doubt and it's an opportunity for us to mold that talent together to become one," Anderson said. "Last year with nine scholarship players we were limited in some areas. As we started playing some of our best basketball coming down the stretch, we kind of ran out of gas."

The Razorbacks are led by senior Moses Kingsley, who was named SEC Preseason Player of the Year on Wednesday.

He originally declared for the NBA Draft following a junior season in which he averaged 15.9 points, 9.3 rebounds and 2.4 blocks per game, but he opted to return to Fayetteville.

"I am really proud of Moses that he put his name in and tested the waters and went through the process and made the decision to return," Anderson said. "He is one of the focal points of our basketball team and hopefully one of the better players in our league was well the country."

A lot of the excitement around the program stems from Arkansas' most recent signing class, which included three of the top junior college players in the country: Jaylen Barford, Daryl Macon and Arlando Cook.

The highest touted player of that group is Barford, who was rated at the No. 1 JUCO player in the 2016 class by 247Sports. Anderson said he could make an immediate impact.

"Barford is a guy that I think is going to take command out on the floor,"

Anderson said. "He's one of those guards that is a pass-guard first, but he's very capable scoring. Some guys have that 'it,' they have that 'it-factor' where they'll come in force out there. He should be that guy."

There is also hope that the Razorbacks will find a solid contributor at forward after they got minimal production from Keaton Miles at that spot last season.

"Dustin Thomas is capable of getting us some productivity in that position," Anderson said. "Trey (Thompson) isn't necessarily a quick forward but he is a big forward and he's a third-year guy. Adrio Bailey is a highlight waiting to happen."

Thomas sat out last year after transferring from Colorado and Bailey is a true freshman from Louisiana, making Thompson the only returner.

In 29 games as a sophomore, Thompson averaged 3.1 points and 4.3 rebounds in 17.3 minutes of action.

Anderson said that he still hasn't settled on a starting five and that he could name about eight players who could potentially start in the season-opener against Fort Wayne on Nov. 11.

"I go back to the team that won 27 games," Anderson said. "I think this team has as much talent as that team did. But sometimes talent doesn't equate. You have to go out and perform on the floor."

The only player on the roster who won't play is true freshman RJ Glasper, a walk-on from Forrest City, Ark.

He separated his shoulder about two weeks ago and tried to return, but could miss an extended period of time with the injury.

"He's possibly looking at having some surgery on his shoulder," Anderson said. "He came back and it popped out again, so we may be down a guy with that."

Other than him, everyone should be ready to go when the Red-White game tips off at 4 p.m., following an autograph session at 3 p.m.

"Trust me, they're going to get a whole lot of playing time," Anderson said. "They're going to get a lot of conditioning and it should be a fun game. It's been real competitive in practice."

Fans are asked to donate non-perishable food items for admission to the game,

which will not only give them an opportunity to see the team in a game-like situation for the first time, but also give many of the newcomers their first taste of a game at Bud Walton Arena.

"You can do all the things in the offseason, in practice and even the foreign tour trip, but until you don that jersey with the popcorn popping, with the officials and with the fans, you don't know how they're going to react," Anderson said. "For some of these guys, it's an opportunity for them to get a feel for what big-time college basketball is all about."

Improved Beard ready for junior season

By Jimmy Carter
Arkansas Democrat-Gazette

October 5, 2016

FAYETTEVILLE — From late July to mid November of last year, Anton Beard's basketball activity was limited to playing in pickup games on campus at the HPER and shooting by himself late at night in the Razorbacks' practice gym.

The North Little Rock guard was held out of team activities for nearly four months after being charged with three counts of forgery during the summer. He resumed practicing with the team after reaching a plea deal in November, but didn't play until the fall semester ended in December, missing the Hogs' first nine games.

His performance suffered as a result, not surprising given how much basketball he missed. In addition to the missed games, Beard missed months of conditioning and practices. Pickup games with random students at the HPER kept him around the game but probably didn't do much to prepare him to play Kentucky or Texas A&M.

"It didn't," Beard said.

The results often weren't pretty. Beard averaged seven points in 20.9 minutes per game, but shot just 34.8 percent from the floor and a paltry 28.8 percent from 3-point range. He averaged 1.9 steals per 40 minutes.

"It was disappointing," Beard said of the Hogs' season. "Especially when everyone was saying it was my fault."

Arkansas' struggles in a 16-16 season weren't solely or even mostly on Beard, but his sophomore numbers — and impact — paled to his play down the stretch of his freshman year, when he became a vital part of the Hogs' NCAA Tournament team, starting 11 games and averaging 7.2 points while playing 21.3 minutes per game. He shot 44.7 percent from the floor, a strong 39.3 percent from 3-point range and averaged 2.2 steals per 40 minutes.

"I didn't think he was the same player he was — and he should've been better," coach Mike Anderson said.

Arkansas needs him to be better this year. He put in the work in the offseason,

one he was able to go through with the team this year.

Beard regaining his freshman form would be a step in the right direction. If he can improve on his freshman production, he becomes a valuable piece of the puzzle for Anderson's sixth team, a potential starter or a playmaker off the bench.

"I think it's a better vibe all around," senior guard Dusty Hannahs said.

When on his game, the 6-foot, 198-pounder is a shotmaker with a knack for finding crevices in defenses. Despite his height, he can finish in the paint and has the ability to slip heady passes to teammates. Defensively, he overcomes his size by playing with grit and using his strong hands to make him one of the team's best pickpockets.

His quickness has always had to be a strength, given his size. But it's an area he's worked to improve since last season ended.

"I come in the gym and I do little foot drills with the ladder and then I work on my jump shot later in the night," Beard said.

Last season, he was often put in a difficult position on offense based on who he shared the court with. As a freshman, he started alongside Rashad Madden, Michael Qualls, Bobby Portis and Alandise Harris. He thrived on being the fifth option. Last season, he was counted on to provide scoring and playmaking off the bench, often playing in bench lineups with little offense. As a result, he was more of a focal point for defenses.

Beard should have more offensive weapons around him as a junior. He definitely has more competition for playing time thanks to the arrival of freshman C.J. Jones and junior college guards Jaylen Barford and Daryl Macon. The latter two appear primed to start or at least play big minutes. Both can play the combo-guard role like Beard.

In addition to Jones, there's also the sharpshooting Hannahs and Manny Watkins, a heady defensive stalwart, a glue guy who should have a key role.

That's six players competing for minutes at three spots. Hannahs, Barford and Macon will almost certainly each play more than 20 minutes, probably closer to 25. That has fostered a sense of competition during summer pickup

games, the August trip to Spain and the start of fall practice.

"He's got a humble approach because he's got more competition now," Anderson said. "He played really well in Spain. Hopefully he can use his experience that's taken place since he's been here to his advantage. Because the guys that are coming in are hungry."

For Beard to continue to play a big role, regaining his shooting touch will be perhaps the biggest key. As a standpoint at North Little Rock, Beard shot better than 40 percent from 3-point range. The 39.3 percent he shot from deep during conference play as a freshman was highly impressive. That's what made the 28.8 percent he shot from 3 last year — and just 33.5 percent on jumpers overall, according to HoopMath.com — that much harder to stomach.

He's been a solid shooter in the past. The Hogs need him to find that form again, to become the player they thought they'd have after a promising freshman season.

"I'll probably shoot in the 40s again, just like North Little Rock," Beard said. "My confidence level's back up to knock it down more consistent."

He got close to 40 percent as a freshman. Put a similar performance together as a junior and the sophomore slump would become a distant memory.

"My mind has been clear, so I can think about basketball more than anything," Beard said.

Injured Macon bounces back with help from England

**By: Dudley E. Dawson
Whole Hog Sports**

December 6, 2016

FAYETTEVILLE — It didn't show up in the official box score on Tuesday night, but long-time Arkansas basketball trainer Dave England was awarded an assist.

Junior guard Daryl Macon gave England the nod after England helped get his injured calf ready for him to play against Houston.

Macon and senior guard and fellow Little Rock native Dusty Hannahs both had 17 points in leading the Razorbacks over the Cougars 84-72 before 6,678 fans at Bud Walton Arena.

"I feel great," said Macon, who was injured in Saturday's 99-62 win over Austin Peay. "Shoutout to Dave England. I feel great."

Macon was 3 of 4 from 3-point range, Hannahs 2 of 5 and freshman C.J. Jones knocked down a trey as well on a night when Arkansas was 6 of 14 from 3-point range.

Houston, which came into the game leading the nation in 3-point shooting, was 8 of 22 in the contest.

They were both keys in getting Arkansas a 14-point first-half lead - which they lost - and then helping the Razorbacks on a 14-3 run to pull away in the last six minutes.

Both pointed to the defensive end as the key.

"It was our defense," Macon said. "We started to communicate, started to tell our teammates what was coming through. That is something that we weren't doing in the first half.

The communication the second half...is where we made that 14-3 run. We didn't look back after that."

Hannahs agreed with that sentiment.

"The defense was what got us stops," Hannahs said. "The whole first half they were really killing us getting to the rim and we stopped that and those quick hitters they were getting and made them work for shots and that ultimately was why we ran away with it."

Hannahs, who had missed 10 3-pointers in a row at one point the season, now appears to have come out of his slump while coming off the bench the last two games.

"I just go out there and hoop," Hannahs said. "I don't really put much importance into it. I like to start. I like to play, too. I am going to do whatever it takes to help this team win.

"These buckets are coming whether they are off the bench or starting. That is how I look at it."

"I just tried to stop thinking about it even though it was impossible to stop thinking about it because I was watching so many misses," Hannahs said. "That kind of keeps you up at night. I was relaxed that game, was relaxed this game and I think it is smooth sailing from here on hopefully."

Macon relishes playing alongside Hannahs.

"Dusty is an awesome player," Macon said. "I don't think you guys know how good of a player and a teammate he is. I know he has been up all night because of these misses. I know and his attitude toward the misses makes him an awesome player.

"It makes him come in the gym the next day and shoot 300 threes. If he goes back the next game and miss again he is going to come back and shoot double that. So Dusty is an awesome player and teammate."

It was a two-point game at 63-61 when Arkansas (7-1) begin to roar away from Houston (6-2).

Macon said he could sense it was coming.

"The way we play is wear and tear and you can tell when the run is coming," Macon said. "You can look at your opponent and tell that he is tired or he feels like giving up.

"We saw it in their eyes that they thought about giving up. That is when the run came."

Hannahs noted that his team had one goal late in the game.

"Just attack," Hannahs said. "Ultimately you are just thinking 'let's win.' When I am attacking and Daryl's attacking, that is what on our mind - winning and attacking.

Not being tentative because that is when we get in our binds as a team when we get tentative.

"We just keep our foot on the pedal to the metal. I don't know what I was going to say, it went away. We just try to keep aggressive."